

This is to certify that these minutes were approved by

Hamblen County Legislative Body on

August 19, 1999.

Herbert Harville
Herbert Harville, Chairman

Linda Wilder
Linda Wilder, Hamblen County Clerk

BE IT REMEMBERED that the Hamblen County Legislative Body Session for Hamblen County, Tennessee met at its regular monthly meeting on July 22, 1999 at 5:00 p.m. in the Hamblen County Courthouse with the Honorable Herbert Harville presiding.

The Legislative Body Session was opened by Sheriff Otto Purkey.

Invocation was given by Bud Jones.

Upon roll call the following members were present:

Larry Baker	Donald Gray
Maudie Briggs	Bud Jones
Eldridge Bryant	Willie Osborne
Guy Collins	Bobby Reinhardt
Lyle Doty	Tony Sizemore
Doyle Fullington	Joe Spoone
Herbert Harville	Frank Parker

MINUTES APPROVAL

Motion by Eldridge Bryant, seconded by Guy Collins that the minutes of the previous meeting be approved.

Voting for: all Voting against: none

BEER BOARD

Motion by Larry Baker, seconded by Willie Osborne to approve a beer permit for Gary Lynn Lyons – Fish Hatchery Market.

Voting for

Voting against

Passing

Larry Baker
Maudie Briggs
Donald Gray
Herbert Harville
Bud Jones
Willie Osborne
Bobby Reinhardt
Tony Sizemore
Joe Spoone
Frank Parker

Eldridge Bryant
Lyle Doty
Doyle Fullington

Guy Collins

NOTARIES AND BONDSMEN

Motion by Joe Spoone, seconded by Maudie Briggs that the following notaries and their bondsmen be approved.

Voting for: all

Voting against: none

CERTIFICATE OF ELECTION OF NOTARIES PUBLIC


As Clerk of the County of Hamblen, Tennessee,

I HEREBY CERTIFY TO THE SECRETARY OF STATE THAT THE FOLLOWING WERE ELECTED TO THE OFFICE OF NOTARY PUBLIC DURING THE July, 19 99 MEETING OF THE GOVERNING BODY:

NAME (PRINT OR TYPE)	HOME ADDRESS AND PHONE (INCLUDE ZIP AND AREA CODES)	BUSINESS ADDRESS AND PHONE (INCLUDE ZIP AND AREA CODES)
Pamela Denise McCosh James L. Bowlin Ronald Price	2981 Midridge Drive Morristown, TN 37814 423-587-6351	Route 4 Box 1398 Bean Station, TN 37708 423-993-6000
Ernest C. Stephenson Southern States Ins. Co.	2324 Old Ford Rd. Morristown, TN 37814 423-581-2505	4950 Davy Crockett Parkway Morristown, TN 37814 423-581-2151
Carolyn S. Jackson Safeco	PO Box 534 Bean Station, TN 37708 423-993-3670	807 W. First North St. Morristown, TN 37814 423-581-5222
Phyllis A. Carl Southern States Ins. Co.	222 Idlewild Drive White Pine, TN 37890 423-674-8700	1004 W. First North St. Morristown, TN 37814 423-586-4402
Donald Louis Baldus Southern States Ins. Co.	RE. 2, Box 2440 Bean Station, TN 37708 423-993-4444	1004 W. First North St. Morristown, TN 37814 423-586-4402
Nancy M. Ellis Tenn. Farmers Mutual Insurance Company	3609 Halifax Circle Morristown, TN 37813 423-586-7944	310 N. Fairmont Ave. Morristown, TN 37814 423-587-9151
Jeffrey A. Armstrong Masengill-McCrary Gregg Co.	7838 Melanie Circle Talbot, TN 37877 423-581-8069	1001 W. Second North St. Morristown, TN 37814 423-587-4850
Linda L. Miller AMWest Surety Ins. Co.	1059 Hwy. 113 Bulls Gap, TN 37711 423-235-5876	5649 East Morris Blvd. Morristown, TN 37813 423-586-7460
Cynthia A. Dooley Allstate	P. O. Box 2193 Morristown, TN 37816 423-993-3251	310 Central Church Rd. Morristown, TN 37814 423-587-9300
Barbara V. Cranford Douglas R. Beier W. Douglas Collins	401 Wilder St. Morristown, TN 37813 423-581-4389	818 W. First North St. Morristown, TN 37814 423-587-2800
Betty J. Swanson Unitrin Trinity Univ. Insurance Co.	1594 Wind Crest Dr. Morristown, TN 37814 423-587-5652	308 W. First North St. Morristown, TN 37814 423-587-4012
Diane B. Holt Shannon Greene Otis Cantwell	527 Algonquin Dr. Morristown, TN 37813 423-586-4804	5320 Cub Circle Morristown, TN 37814 423-587-0638
Rebecca A. Long Strate Agency	615 S. Fairmont Ave. Morristown, TN 37813 (423) 587-8736	111 W. First North St. Morristown, TN 37814 423-585-4610
John C. Strader Western Surety	1030 Briar Court Talbot, TN 37877 423-586-1456	1130 Buffalo Trail Morristown, TN 37814 423-581-3383
Stancil Ford Larry Baker Guy Collins	7192 Cedar Hill Rd. Talbot, TN 37877 423-581-9005	117 Wan Memorial Bld. Nashville, TN 37243 615-741-2202

Linda Wilder / m.s.
SIGNATURE

CLERK OF THE COUNTY OF Hamblen, TENNESSEE
6-29-99
DATE



SOLID WASTE BOARD MEMBER

Motion by Guy Collins, seconded by Larry Baker to appoint Rusty Rouse as a member on the Solid Waste Board.

Motion by Joe Spoone, seconded by Frank Parker that nomination cease and Rusty Rouse be appointed by acclamation.

Voting for: all

Voting against: none

COUNTY ATTORNEY

Motion by Willie Osborne, seconded by Eldridge Bryant to elect Frank Cantwell Jr. to serve as county attorney for a one year term.

Motion by Willie Osborne, seconded by Frank Parker to nomination cease and Frank Cantwell, Jr. be elected by acclamation.

Voting for: all

Voting against: none

CHANCERY COURT BAILIFF

Motion by Joe Spoone, seconded by Eldridge Bryant to elect Don Sauceman to a one (1) year term as chancery court bailiff.

Voting for: all

Voting against: none

PLANNING COMMISSION MEMBER

Motion by Larry Baker, seconded by Lyle Doty that Tom Shipley be appointed to the planning commission. Motion by Guy Collins, seconded by Frank Parker that nomination cease and Tom Shipley be appointed by acclamation.

Voting for: all

Voting against: none

BILLS

Motion by Maudie Briggs, seconded by Tony Sizemore that all of the following bills be approved and paid.

Voting for: all

Voting against: none

BILLS RECOMMENDED FOR PAYMENT - JULY 22, 1999

Adrain Hale Pest Control	HD	19.00	Neopost Leasing	HC	745.60
	CH	59.00	The Northshore Group	HC	198.00
	JC	38.00	Office Depot	CNC	44.70
	MALL	25.00		CE	19.03
Add Rite	HD	621.24		HC	38.66
Allen, Vickey	HC	47.51		EC	38.67
Barge Waggoner	HC	1,222.00		REAPP	8.97
Blair, Kristi	HC	17.08		INV	15.48
Blount Memorial Hospital	HC	59.15	Performance Window	EMA	140.00
Bradley's Hardware	JC	115.49	Pet Dairy	THF	18.24
	CH	43.02	Purkey, Joe	PC	56.42
Camera Castle	EXT	2.85	Price & Price	JC	1,450.56
Caligor	HD	2,500.00		CH	174.00
Capps, Cantwell, Capps	HC	4,385.05	Radio Shack	HD	24.99
Citizen Tribune	T	17.55	R. Chatfield	CRC	968.00
	CE	675.19	Rental Uniforms	CH	168.50
County Record Services	CRC	505.49		JC	57.00
Comptroller of the Treasury	RD	24.50	Shred-It	HD	35.00
	REAPP	243.50	Standard Printing	T	1,417.50
Custom Printing	RD	17.50	Stan's Signshack	PC	462.50
	A	22.50	Sullins Surgery Center	HC	17.25
David's Laundry	HD	20.00	Suntrust	CM	39.10
East Ridge Uniforms	JUV	234.00	TR Systems	PC	1,469.00
Evans Office Supply	CE	131.80		T	3,578.00
	CRC	57.46	Tax Management	REAPP	18,080.00
	EC	8.94	Thomas, Melissa	HC	26.21
	HD	2,429.25	Teffeteller, Irma	HD	519.06
	REAPP	2.54	Tidi Waste	HD	50.00
	THF	109.00	University of TN	EXT	120.00
Emergency Coverage Corp	HC	205.00	United Parcel Service	CNC	7.00
Federal Express	THF	21.00	UT Medical Center	HC	548.50
Food City	THF	364.09	United Cities Gas	HD	19.43
	HC	5.19	US Internet	EXT	59.85
Foster, Kimberly	HC	139.06		JUV	239.40
Hasson-Bryan	JC	280.23	Wal-Mart	CE	27.87
Hopkins Medical Products	HD	206.85		HC	2,194.87
Hiram Jones Assoc.	HC	2,750.00		HD	84.24
Kinser, John	ME	760.00	Wal-Mart	HC	164.31
Knoxville Sentinel	CE	284.40	Wal-Mart	HC	199.91
Lab Corp.	HC	46.25	West Group	CM	8.00
Lanier	HC	554.52	Xerox	HC	202.32
Log-On Computer	RD	81.84			
Marlin Mfg.	JC	468.20			
M'town Electric Wholesale	JC	208.80			
Mountain People's HLT	HC	55.00			
Mullins, Kathy	CRC	501.54			
			TOTAL		54,321.72

BILLS RECOMMENDED FOR PAYMENT - SHERIFF'S DEPARTMENT
JUNE 24, 1999

Al's Auto	59.58	Pet Dairy	752.80
Advanced Auto Parts	303.62	Radio Shack	430.90
Airport Tire	29.95	Samaritan Group	557.00
Bradley's	10.27	U.T. Hospital	1,138.00
Camera Castle	863.00	Walters State Comm. College	1,648.00
CEMCO	45.00	Wal-Mart	267.78
Coca Cola	501.94		
Crescent Center Drugs	451.50		
Dillon Supply	76.96		
Doctor's Hospital Pharmacy	803.84		
Doka, Steve	230.00		
Douthat, Marsha	2,916.66		
Earthgrains	749.94		
East Ridge Uniforms	76.00	TOTAL	46,359.88
Emergency Coverage Corp.	862.87		
Hale Brothers	4,720.73		
Hamblen Anesthesia	935.00		
Hamblen Radiologists	313.00		
Hasson Bryan	117.11		
Institutional Distributors	6,977.38		
King Solomon	157.00		
McNeil & Lindsey	200.00		
Minnis Drugs	52.75		
Morristown-Hamblen Hospital	19,155.50		
Morristown Dental Center	62.00		
Mountain Generator	893.80		

BILLS RECOMMENDED FOR PAYMENT - JULY 22, 1999

GENERAL FUND

SHERIFF'S DEPT.

Alpha Outdoor Equip	CH	159.96
Bradley's Hardware	PC	10.49
Bridge Computer	HC	4,367.00
Business Info. Systems	RD	12,556.00
Evans Office Supply	CRC	11.76
	CM	7.44
	RD	37.94
	CNC	58.93
Fisher Door	MALL	114.95
Local Gov't Data Proc.	EC	1,050.80
McCarter Communications	VFD	9,591.00
Murrell Burglar Alarms	HD	36.58
Otis Elevator	CH	297.45
Paper Supply Co.	INV	504.56
Pet Dairy	THF	3.25
Schwaab	EC	85.50
UPS	CNC	21.00

Bradley's	9.38
Carroll Snyder Plumbing	3,358.78
Evans Office Supply	190.38
GT Distributors	16,596.00
M & S Sales	389.95
M & M Micro Systems	1,000.00
M'town Dental Services	437.00
ST OF TN-DEPT GEN SER	600.00
Walker Bros. Wrecker	95.00

TOTAL	22,676.49
--------------	------------------

TOTAL	28,914.61
--------------	------------------

BILLS RECOMMENDED FOR PAYMENT - JULY 22, 1999

GARBAGE DEPT.

Ball, Elward	109.33
CEMCO	149.46
Hamblen Farmers Coop	1,746.39
Iron Age Corporation	321.80
Jimmy's Auto Parts	86.73
Kenworth of Tennessee	514.90
Masterman's	200.23
Sears	82.00
Tractor Supply	69.99
Wal-Mart	24.96

TOTAL	3,305.79
--------------	-----------------

JUMPER GROUP PROPOSAL

Motion by Willie Osborne, seconded by Larry Baker to add the services of The Jumper Group to Hamblen County's investment program to increase the County's investment revenue.

Voting for: all

Voting against: none

BUILDING PERMIT FEE SCHEDULE

Motion by Maudie Briggs, seconded by Larry Baker to adopt the building permit fee schedule as previously presented and changing the building permit fee exemption from \$1,000. to \$2,500.

Voting for: all

Voting against: none

LEASE AGREEMENT FOR DISHWASHER AT WHITESBURG ELEM.

Motion by Larry Baker, seconded by Frank Parker to approve the Hamblen County Board of Education to enter into a 60-month contract with Hobart/Scruggs to provide a dishmachine at Whitesburg Elementary School with the option to cancel/renew yearly.

Voting for: all

Voting against: none

REVISIONS TO AMENDED & RESTATED SOLID WASTE DISPOSAL SYSTEM AGREEMENT

Motion by Larry Baker, seconded by Eldridge Bryant to refer the revisions to amended and restated solid waste disposal system agreement to the garbage committee.

Voting for: all

Voting against: none

RESOLUTION –REFORM THE LOCAL OPTION SALES TAX

Motion by Eldridge Bryant, seconded by Maudie Briggs to approve the following resolution.

Voting for: all

Voting against: none

RESOLUTION NO. _____

**TO URGE THE GENERAL ASSEMBLY TO REFORM THE
LOCAL OPTION SALES TAX WHEN GENERAL TAX REFORM IS CONSIDERED**

WHEREAS, the General Assembly must soon deal with the fiscal crisis facing state government in Tennessee; and

WHEREAS, the entire structure of taxes in Tennessee should be examined and a program adopted that will consistently yield the needed revenue in a fair and efficient manner without the need for periodic rate increases; and

WHEREAS, reform of the sales and use tax must be considered as part of any comprehensive and long lasting solution to the state's structural deficit; and

WHEREAS, the local option sales tax is inequitable, producing greatly disparate amounts of revenue for cities and counties depending upon the city or county where it is collected; and

WHEREAS, since the enactment of the local option sales tax almost four decades ago, there has been an increasing concentration of retail sales at regional malls and other regional retail centers in a few cities producing windfall revenue for some fortunate local governments while others are left with little significant revenue from this source, making such retail-deficient localities overly dependent upon the property tax to fund essential local services such as education and corrections; and

WHEREAS, this inequitable distribution of local option sales tax revenues means that critical needs such as K-12 education may be underfunded in some areas while some cities, such as those with retail malls, are able to fund extensive services without having any property tax; and

WHEREAS, it is possible to more fairly distribute the revenue raised from the local option sales tax without jeopardizing existing commitments; and


WHEREAS, true tax reform must also reform the local option sales tax,

NOW THEREFORE, BE IT RESOLVED by the county legislative body of Hamblen County, Tennessee meeting in regular session at Morristown, Tennessee that the General Assembly is strongly urged to reform the local option sales tax to make the distribution of revenue more equitable whenever the General Assembly next meets and attempts to reform the tax structure of the State of Tennessee.

BE IT FURTHER RESOLVED, that a copy of this Resolution be sent by the county clerk to each member of the General Assembly representing the people of Hamblen County, Tennessee, and to the Honorable Don Sundquist, Governor of the State of Tennessee.

Adopted this 22nd day of July, 1999.

APPROVED:


County Executive

ATTEST:


County Clerk

RESOLUTION

A RESOLUTION TO AMEND THE ZONING MAP OF
HAMBLLEN COUNTY, TENNESSEE BY REZONING PARCEL
003, TAX MAP 050G, OF THE GLENN PARKER PROPERTY
LOCATED AT 3022 US HWY 25-E.

WHEREAS, The Hamblen County Planning Commission heard the
request to amend the zoning map from A-1 to C-1 on Parcel 003, owned by
Glenn Parker;

WHEREAS, The Hamblen County Planning Commission does hereby
recommend for the rezoning request;

NOW, THEREFORE, BE IT RESOLVED that the Hamblen County
Board of Commissioners does hereby approve the rezoning and map
amendment from A-1 to C-1 according to the attached map.

Motion was made by Joe Spoons
seconded by Lyle Doty.

Voting For:

All

Voting Against:

None

Albert Maill
Chairman

Linda Wilder
County Clerk

Paul W. Anderson
County Executive

DATE:

7/30/99

RESOLUTION

A RESOLUTION TO AMEND THE ZONING MAP OF
HAMBLLEN COUNTY, TENNESSEE BY REZONING PARCEL
007.00, TAX MAP 0390, GROUP A, OF THE SERENA
GILBERT PROPERTY LOCATED AT 6596 FISHERMAN
DRIVE.

WHEREAS, The Hamblen County Planning Commission heard the
request to amend the zoning map from R-1 to A-1 on Parcel 007, owned by
Serena Gilbert;

WHEREAS, The Hamblen County Planning Commission does hereby
recommend for the rezoning request;

NOW, THEREFORE, BE IT RESOLVED that the Hamblen County
Board of Commissioners does hereby approve the rezoning and map
amendment from R-1 to A-1 according to the attached map.

Motion was made by Joe Spoons
seconded by Lyle Doty.

Voting For:

All

Voting Against:

None

Robert Hamilton
Chairman

Linda Wilder
County Clerk

David W. Sturges
County Executive

DATE:

7/30/99

RESOLUTION

A RESOLUTION TO AMEND THE ZONING MAP OF HAMBLEN COUNTY, TENNESSEE BY REZONING PART OF PARCEL 036.00, TAX MAP 019, OF THE JAMES & WANDA SEATON PROPERTY LOCATED AT EAST ANDREW JOHNSON HWY.

WHEREAS, The Hamblen County Planning Commission heard the request to amend the zoning map from R-1 to C-1 on Parcel 036.00, owned by James & Wanda Seaton;


WHEREAS, The Hamblen County Planning Commission does hereby recommend for the rezoning request;


NOW, THEREFORE, BE IT RESOLVED that the Hamblen County Board of Commissioners does hereby approve the rezoning and map amendment from R-1 to C-1 according to the attached map.


Motion was made by Joe Spoons
seconded by Larry Baker.

Voting For: All

Voting Against: None


Chairman


County Clerk


County Executive

DATE: 7/30/99

AMENDMENTS OF SUBDIVISION & ZONING REGULATIONS

Motion by Larry Baker, seconded by Eldridge Bryant to refer the amendment of subdivision and zoning regulations concerning the 25' road frontage requirement back to the planning commission.

Voting for: all

Voting against: none

QUARTERLY REPORTS

Motion by Maudie Briggs, seconded by Eldridge Bryant that the quarterly reports of the County Executive, Trustee, Schools, Garbage Collection, Road Department, and Sheriff's Self Insurance be approved and filed.

Voting for: all

Voting against: none

BUDGET AMENDMENTS

Motion by Frank Parker, seconded by Tony Sizemore the the following budget amendments be approved.

Voting for: all

Voting against: none

BUDGET AMENDMENTS
GENERAL FUND
FY 1998-99

<u>ACCOUNT NUMBER</u>	<u>ACCOUNT DESCRIPTION</u>	<u>DEBIT (+)</u>	<u>CREDIT (-)</u>	
51100.305	AUDIT SERVICES		450.00	
51210.191	BOARD & COMMITTEE MEMBERS		220.24	
51210.332	LEGAL NOTICES		200.00	
51300.161	SECRETARY	615.36		
51300.307	COMMUNICATION	280.74		
51300.320	DUES & MEMBERSHIPS	60.00		
51300.332	LEGAL NOTICES	956.46		
51300.349	PRINTING & STATIONERY	912.81		
51300.355	TRAVEL	182.08		
51300.435	OFFICE SUPPLIES	863.13		
51300.719	OFFICE EQUIPMENT		707.00	
51400.331	LEGAL SERVICES	6,221.86		
51500.193	ELECTION WORKERS	1,820.79		
51500.196	IN-SERVICE TRAINING	60.00		
51500.307	COMMUNICATION		256.30	
51500.309	CONTRACTS W/GOV'T AGENCY		2,000.00	
51500.320	DUES & MEMBERSHIPS		175.00	
51500.332	LEGAL NOTICES		1,323.83	
51500.337	MAINT & REPAIR - OFFICE EQUIP.		415.00	
51500.349	PRINTING & STATIONERY	5,462.50		
51500.355	TRAVEL		887.75	
51500.417	EQUIPMENT PARTS		253.89	
51500.435	OFFICE SUPPLIES	390.96		
51500.499	OTHER SUPPLIES & MATERIALS		1,695.00	
51500.599	OTHER CHARGES	423.01		
51500.719	OFFICE EQUIPMENT	142.83		
51600.307	COMMUNICATION	158.31		
51600.307	MAINT & REPAIR - OFFICE EQUIP.		1,500.00	
51600.349	PRINTING & STATIONERY		960.86	
51600.435	OFFICE SUPPLIES	810.17		
51600.709	DATA PROCESSING EQUIPMENT	20,462.03		DATA PROCESSING FEES COLLECTED
51600.719	OFFICE EQUIPMENT	1,601.27		
51700.191	BOARD & COMMITTEE MEMBERS		1,400.00	
51700.307	COMMUNICATION		479.65	
51700.309	CONTRACTS W/GOV'T AGENCY		1,800.75	
51700.337	MAINT & REPAIR - OFFICE EQUIP.		50.00	
51700.349	PRINTING & STATIONERY	399.50		
51700.435	OFFICE SUPPLIES		55.59	
51700.499	OTHER SUPPLIES & MATERIALS		965.00	
51700.719	OFFICE EQUIPMENT		32.66	
51700.317	DATA PROCESSING SERVICES		1,294.71	
51810.166	CUSTODIAL PERSONNEL	1,313.73		
51810.307	COMMUNICATION	1,081.46		
51810.334	MAINTENANCE AGREEMENTS	1,068.30		
51810.335	MAINTENANCE - BUILDING		8,317.51	
51810.338	MAINTENANCE - VEHICLES		500.00	
51810.347	PEST CONTROL	238.00		
51810.410	CUSTODIAL SUPPLIES		958.70	
51810.415	ELECTRICITY	1,257.94		
51810.434	NATURAL GAS		3,005.11	
51810.502	BUILDING & CONTENTS INS.		4,350.00	
51810.511	VEHICLE INSURANCE		758.00	
51820.335	MAINTENANCE - BUILDING		21,410.32	
51820.338	MAINTENANCE - VEHICLES		500.00	
51820.347	PEST CONTROL		120.00	
51820.410	CUSTODIAL SUPPLIES		3,163.10	
51820.415	ELECTRICITY	13,051.86		
51820.434	NATURAL GAS		1,993.78	
51820.502	BUILDING & CONTENTS INS.		2,280.00	
51820.511	VEHICLE INSURANCE		758.00	
52300.106	DEPUTIES		935.38	
52300.121	DATA PROCESSING PERSONNEL		394.50	
52300.161	SECRETARY		116.03	
52300.307	COMMUNICATION		856.40	
52300.309	CONTRACTS W/GOV'T AGENCY		5,721.00	
52300.317	DATA PROCESSING SERVICES		300.00	

BUDGET AMENDMENTS
GENERAL FUND
FY 1998-99

52300.320	DUES & MEMBERSHIPS		10.00
52300.337	MAINT & REPAIR - OFFICE EQUIP.		500.00
52300.349	PRINTING & STATIONERY		719.00
52300.355	TRAVEL		41.65
52300.411	DATA PROCESSING SUPPLIES		370.00
52300.435	OFFICE SUPPLIES	958.68	
52300.719	OFFICE EQUIPMENT		1,669.83
52400.307	COMMUNICATION		59.71
52400.330	OPERATING LEASE PAYMENTS		1,528.04
52400.332	LEGAL NOTICES		582.45
52400.337	MAINT & REPAIR - OFFICE EQUIP.		666.50
52400.349	PRINTING & STATIONERY	205.13	
52400.355	TRAVEL		342.42
52400.435	OFFICE SUPPLIES	816.62	
52400.457	IN-SERVICE TRAINING		500.00
52400.503	EXCESS RISK INSURANCE		87.00
52400.719	OFFICE EQUIPMENT	1,759.93	
52500.307	COMMUNICATION	634.36	
52500.332	LEGAL NOTICES	111.43	
52500.335	MAINTENANCE - BUILDING	289.71	
52500.337	MAINT & REPAIR - OFFICE EQUIP.		4,448.21
52500.349	PRINTING & STATIONERY	1,266.66	
52500.435	OFFICE SUPPLIES	1,366.94	
52500.503	EXCESS RISK INSURANCE		535.00
52500.719	OFFICE EQUIPMENT	3,983.40	
52310.309	CONTRACTS W/GOV'T AGENCY	7,050.00	
52310.199	OTHER PER DIEM		2,000.00
52310.201	SOCIAL SECURITY		356.94
52310.204	STATE RETIREMENT		118.06
52310.207	EMPLOYEE INSURANCE - HEALTH		848.17
52310.317	DATA PROCESSING SERVICES	2,590.76	
52310.331	LEGAL SERVICES		4,000.00
52310.350	PROPERTY REAPPRAISAL SERVICES		25,215.00
52310.348	POSTAL CHARGES		1,127.56
52310.435	OFFICE SUPPLIES		1,921.12
52310.499	OTHER SUPPLIES & MATERIALS	305.75	
53100.106	DEPUTY	10,092.97	
53100.188	TEMPORARY/PART-TIME PERSONNEL		11,984.85
53100.191	BOARD & COMMITTEE MEMBERS		600.00
53100.194	JURY FEES		15,686.24
53100.199	OTHER PER DIEM		242.59
53100.307	COMMUNICATION	93.23	
53100.332	LEGAL NOTICES		9.06
53100.337	MAINT & REPAIR - OFFICE EQUIP.	601.83	
53100.349	PRINTING & STATIONERY		814.46
53100.355	TRAVEL		281.15
53100.435	OFFICE SUPPLIES	152.22	
53100.499	OTHER SUPPLIES & MATERIALS		50.00
53100.719	OFFICE EQUIPMENT	1,312.77	
53300.102	JUDGE		256.10
53300.116	LITERACY COUNCIL TEACHERS		1,000.00
53300.188	TEMPORARY/PART-TIME PERSONNEL	2,600.00	
53300.307	COMMUNICATION		167.43
53300.320	DUES & MEMBERSHIPS		25.00
53300.355	TRAVEL		435.44
53300.435	OFFICE SUPPLIES		187.82
53400.189	OTHER SALARIES		1,309.00
53400.194	JURY FEES		1,470.00
53400.307	COMMUNICATION		217.18
53400.335	MAINTENANCE - BUILDING	100.48	
53400.337	MAINT & REPAIR - OFFICE EQUIP.		665.00
53400.349	PRINTING & STATIONERY		2,184.62
53400.435	OFFICE SUPPLIES		464.83
53400.719	OFFICE EQUIPMENT		696.61
53500.102	JUDGE		7,575.16
53500.103	ADMIN. ASSISTANT	1,065.00	
53500.111	PROBATION OFFICER		4,706.52
53500.112	YOUTH SERVICE OFFICER	1,130.02	
53500.196	TRAINING - YSO		132.00

BUDGET AMENDMENTS
GENERAL FUND
FY 1998-99

53500.189	OTHER SALARIES		242.66	
53500.307	COMMUNICATION		415.29	
53500.309	CONTRACTS W/GOV'T AGENCY		1,000.00	
53500.320	DUES & MEMBERSHIPS		165.00	
53500.338	MAINTENANCE - VEHICLES		292.50	
53500.349	PRINTING & STATIONERY		246.50	
53500.355	TRAVEL - JUDGE		81.20	
53500.356	TRAVEL - YSO		497.04	
53500.425	GASOLINE		3.34	
53500.435	OFFICE SUPPLIES	887.37		
53500.450	TIRES & TUBES		300.00	
53500.511	VEHICLE INSURANCE		258.00	
53500.719	OFFICE EQUIPMENT		727.44	
53910.189	OTHER SALARIES		5,037.80	
54110.103	ASSISTANT	864.49		
54110.106	DEPUTIES		2,195.38	
54110.108	INVESTIGATORS		35,153.44	
54110.109	CAPTAINS	18,610.54		
54110.115	SERGEANTS		6,787.94	
54110.116	LITERACY COUNCIL TEACHERS	780.00		
54110.119	ACCOUNTANT BOOKKEEPER		18,728.80	
54110.140	SALARY SUPPLEMENTS	600.00		
54110.162	CLERICAL PERSONNEL	1,346.14		
54110.187	OVERTIME PAY	4,878.92		
54110.188	TEMPORARY/PART-TIME PERSONNEL	8,545.50		
54110.189	OTHER SALARIES		2,153.88	
54110.196	IN-SERVICE TRAINING	4,701.50		
54110.201	SOCIAL SECURITY	1,802.63		
54110.204	STATE RETIREMENT	1,077.70		
54110.207	EMPLOYEE INSURANCE - HEALTH	6,767.18		
54110.307	COMMUNICATION	8,388.19		
54110.320	DUES & MEMBERSHIPS	310.00		
54110.336	MAINT & REPAIR - OFFICE EQUIP.	521.03		
54110.338	MAINTENANCE - VEHICLES	3,507.43		
54110.355	TRAVEL	1,730.91		
54110.425	GASOLINE	1,869.65		
54110.431	LAW ENFORCEMENT SUPPLIES	14,897.53		TELESCAN MONEY
54110.433	LUBRICANTS		330.58	
54110.435	OFFICE SUPPLIES	4,334.50		
54110.450	TIRES & TUBES		1,823.56	
54110.451	UNIFORMS		2,671.73	
54110.506	LIABILITY INSURANCE		857.00	
54110.511	VEHICLE INSURANCE	2,258.00		
54110.599	OTHER CHARGES	3,769.12		
54110.716	LAW ENFORCEMENT EQUIPMENT	8,723.92		TELESCAN MONEY
54110.718	MOTOR VEHICLES		246.88	
54110.790	OTHER EQUIPMENT	1,444.73		
54160.106	DEPUTIES		8,945.31	FEDERAL GRANT MONEY
54160.108	INVESTIGATORS	5,456.00		FEDERAL GRANT MONEY
54160.299	FRINGE BENEFITS	2,864.09		FEDERAL GRANT MONEY
54160.355	TRAVEL		3,000.00	FEDERAL GRANT MONEY
54160.356	TUITION		225.00	FEDERAL GRANT MONEY
54160.499	OTHER SUPPLIES & MATERIALS		320.19	FEDERAL GRANT MONEY
54160.790	OFFICE EQUIPMENT	193.81		FEDERAL GRANT MONEY
54210.109	CAPTAINS		1,796.24	
54210.115	SERGEANTS		2,387.64	
54210.116	LITERACY COUNCIL TEACHERS		3,000.00	
54210.119	BOOKKEEPER	14,343.32		
54210.160	GUARDS		55,845.76	
54210.162	CLERICAL PERSONNEL	3,170.19		
54210.165	CAFETERIA PERSONNEL	475.95		
54210.187	OVERTIME PAY	9,891.19		
54210.188	TEMPORARY/PART-TIME PERSONNEL	2,314.97		
54210.196	IN-SERVICE TRAINING		739.99	
54210.201	SOCIAL SECURITY		8,062.08	
54210.204	STATE RETIREMENT		1,101.79	
54210.207	EMPLOYEE INSURANCE - HEALTH		8,749.65	
54210.336	MAINTENANCE - EQUIPMENT	8,052.97		
54210.338	MAINTENANCE - VEHICLES	295.84		

BUDGET AMENDMENTS
GENERAL FUND
FY 1998-99

54210.340	MEDICAL & DENTAL SERVICES	22,011.10		APPROX \$20,000 DUE - STATE PRISONERS
54210.355	TRAVEL		977.89	
54210.410	CUSTODIAL SUPPLIES	10,373.74		
54210.413	DRUGS & MEDICAL SUPPLIES	22,248.70		REIMB DUE FROM STATE -STATE PRISON
54210.421	FOOD PREPARATION SUPPLIES	1,496.26		
54210.422	FOOD SUPPLIES	32,932.60		
54210.435	OFFICE SUPPLIES	303.41		
54210.441	PRISONERS CLOTHING		910.00	
54210.451	UNIFORMS	1,864.99		
54210.499	OTHER SUPPLIES & MATERIALS	4,383.96		
54210.599	OTHER CHARGES		3,802.84	
54210.719	OFFICE EQUIPMENT		130.90	
54210.790	OTHER EQUIPMENT	395.40		
54220.160	GUARDS	15,934.41		LITTER GRANT
54240.164	ATTENDANTS		29,096.43	
54240.196	IN-SERVICE TRAINING		115.00	
54240.201	SOCIAL SECURITY		2,750.65	
54240.299	FRINGE BENEFITS	354.69		
54240.307	COMMUNICATION		1,354.72	
54240.355	TRAVEL		76.65	
54240.413	DRUGS & MEDICAL SUPPLIES	385.48		
54240.422	FOOD SUPPLIES		959.40	
54240.435	OFFICE SUPPLIES		1,066.68	
54240.499	OTHER SUPPLIES & MATERIALS		167.75	
54240.719	OFFICE EQUIPMENT		834.52	
54240.790	OTHER EQUIPMENT	780.95		
54250.307	COMMUNICATION		491.15	
54250.338	MAINTENANCE - VEHICLES		283.25	
54250.349	PRINTING & STATIONERY	89.91		
54250.425	GASOLINE		146.81	
54250.435	OFFICE SUPPLIES		231.61	
54250.511	VEHICLE INSURANCE		196.00	
54250.719	OFFICE EQUIPMENT	414.00		
54310.316	FIRE PREVENTION	40,000.00		STATE MONEY - IN AND OUT MONEY
54310.790	OTHER EQUIPMENT	111,515.62		FEDERAL GRANT MONEY
54410.201	SOCIAL SECURITY		25.36	
54410.307	COMMUNICATION	402.19		
54410.338	MAINTENANCE - VEHICLES	96.53		
54410.349	PRINTING & STATIONERY		100.00	
54410.355	TRAVEL		43.34	
54410.425	GASOLINE	1,726.71		
54410.435	OFFICE SUPPLIES		213.94	
54410.499	OTHER SUPPLIES & MATERIALS		280.00	
54410.506	LIABILITY INSURANCE		100.00	
54410.511	VEHICLE INSURANCE		1,250.00	
54410.599	OTHER CHARGES		1,123.24	
54410.708	COMMUNICATION EQUIPMENT	2,240.00		
54610.189	OTHER SALARIES		7,380.00	
54610.101	COUNTY OFFICIALS	6,000.02		
54610.103	ASSISTANT	2,400.06		
55110.316	HEALTH DEPARTMENT		19,816.76	
55130.316	EMERGENCY RESCUE SQUAD	1,525.04		INDIGENT CARE - RESERVE
55520.316	CHILD WELFARE		4,255.32	
55591.316	YOUTH EMERGENCY SHELTER	5,000.00		STATE MONEY - IN AND OUT MONEY
55604.316	HAWK	5,000.00		STATE MONEY - IN AND OUT MONEY
55605.316	SANITATION W/GOV'T AGENCY	117.68		LITTER GRANT
55613.316	NEW HOPE RECOVERY CENTER	20,000.00		STATE MONEY - IN AND OUT MONEY
55710.309	CONTRACTS W/GOV'T AGENCY		24,514.00	LITTER GRANT
55759.309	CONTRACTS W/GOV'T AGENCY	6,830.50		TIRE GRANT - IN AND OUT MONEY
57100.103	ASSISTANT	5,851.27		
57100.140	SALARY SUPPLEMENTS		6,582.83	
57100.188	TEMPORARY/PART-TIME PERSONNEL		413.66	
57100.201	SOCIAL SECURITY		1,555.95	
57100.203	EXTENSION SERVICE MEDICARE	1,104.85		
57100.204	STATE RETIREMENT		662.63	
57100.207	EMPLOYEE INSURANCE - HEALTH		2,354.02	
57100.211	FEDERAL RETIREMENT		1,733.89	
57100.307	COMMUNICATIONS		841.59	
57100.348	POSTAL CHARGES		116.00	

BUDGET AMENDMENTS
GENERAL FUND
FY 1998-99

57100.355	TRAVEL		885.00	
57100.499	OTHER SUPPLIES & MATERIALS		227.35	
57100.719	OFFICE EQUIPMENT	6,927.26		
57500.316	SOIL CONSERVATION		320.89	
58121.316	H.C. IND. DEVELOPMENT BD.		250.00	
58300.307	COMMUNICATIONS		321.87	
58300.337	MAINT & REPAIR - OFFICE EQUIP.		500.00	
58300.349	PRINTING & STATIONERY		53.50	
58300.355	TRAVEL		122.60	
58300.435	OFFICE SUPPLIES		104.60	
58300.719	OFFICE EQUIPMENT		250.00	
58400.187	OVERTIME PAY		1,000.00	
58400.301	ACCOUNTING SERVICES		2,500.00	
58400.307	COMMUNICATIONS	2,033.79		
58400.317	DATA PROCESSING SERVICES		13,250.00	
58400.320	DUES & MEMBERSHIPS	2,234.55		
58400.334	MAINTENANCE AGREEMENTS	12,164.71		
58400.348	POSTAL CHARGES	4,152.56		
58400.366	CONTRACTS - POSTCLOSURE	116,268.79		LANDFILL CLEANUP
58400.411	DATA PROCESSING SUPPLIES		414.24	
58400.414	DUPLICATING SUPPLIES	452.68		
58400.499	OTHER SUPPLIES & MATERIALS	1,195.66		
58400.502	BUILDING & CONTENTS INS.		2,000.00	
58400.506	COMP. GENERAL LIABILITY INS.		2,537.00	
58400.508	PREMIUMS - BONDS	4,830.00		
58400.510	TRUSTEE'S COMMISSION	23,856.69		
58400.599	OTHER CHARGES	248,580.51		PAYBACK OF MONEY BORROWED
58400.709	DATA PROCESSING EQUIPMENT		4,500.00	
58400.799	OTHER CAPITAL OUTLAY		20,000.00	
58600.201	SOCIAL SECURITY	3,264.58		
58600.204	STATE RETIREMENT	7,937.81		
58600.207	EMPLOYEE INSURANCE - HEALTH	49,160.93		
58600.210	UNEMPLOYEMENT COMPENSATION	33,094.81		
58600.513	WORKERS COMP. INS.		199.00	
59100.593	TRANSFER - TRUSTEE		9,575.90	
59100.594	TRANSFER - CLERK & MASTER		1,847.49	
59100.595	TRANSFER - COUNTY CLERK	30,092.62		
59100.596	TRANSFER - REGISTER OF DEEDS		9,984.89	
59100.597	TRANSFER - LIBRARY		21,838.61	
59100.598	TRANSFER - SUMMER ENRICHMENT		2,503.21	
59100.599	TRANSFER - DRUG TASK FORCE		5,785.42	
	Sub-total	1,118,026.32	564,684.74	
39000.000	UNAPPROPRIATED SURPLUS		553,341.58	
	REVENUES TO OFFSET EXPENSES		464,991.00	
	NET EFFECT ON CASH BALANCE		88,350.58	
	REMINDER - LANDFILL CLEANUP AMOUNTED TO			
	116,268.79			

BUDGET AMENDMENTS
HIGHWAY FUND
FY 1998-99

<u>ACCOUNT NUMBER</u>	<u>ACCOUNT DESCRIPTION</u>	<u>DEBIT (+)</u>	<u>CREDIT (-)</u>
61000.103	ASSISTANT	57.82	
61000.119	SECRETARY SALARY	698.50	
61000.307	COMMUNICATIONS	3,113.70	
61000.320	DUES & MEMBERSHIPS	199.14	
61000.331	LEGAL EXPENSES	1,465.31	
61000.348	POSTAL CHARGES		106.00
61000.355	TRAVEL		1,048.49
61000.415	ELECTRICITY		804.37
61000.435	OFFICE SUPPLIES		4,950.54
61000.454	WATER & SEWER	166.77	
61000.506	COMP. GENERAL LIABILITY INS.		3,078.00
61000.510	TRUSTEE'S COMMISSION		318.06
61000.511	VEHICLE INSURANCE	1,097.00	
61000.599	OTHER CHARGES	567.57	
62000.141	ROAD FOREMAN	4,388.11	
62000.143	EQUIPMENT OPERATORS		44,779.06
62000.147	TRUCK DRIVERS		707.99
62000.149	LABORERS		32,843.24
62000.189	OTHER SALARIES		520.00
62000.312	ENGINEERING SERVICES		13,389.00
62000.351	RENTAL EQUIPMENT	2,082.17	
62000.403	COLD MIX ASPHALT		1,055.85
62000.404	ASPHALT - HOT MIX		59.68
62000.405	LIQUID ASPHALT		2,000.00
62000.409	CRUSHED STONE	9,334.78	
62000.426	GENERAL CONSTRUCTION MATERIALS		869.27
62000.436	OTHER ROAD MATERIALS		2,221.62
62000.440	PIPE - METAL	1,927.17	
62000.443	ROAD SIGNS & STRIPING		33,267.22
62000.444	SALT		4,926.94
62000.446	TOOLS		101.68
62000.467	FENCING	16,162.03	
63100.142	MECHANICS	9,799.24	
63100.412	DIESEL FUEL		3,552.05
63100.418	EQUIPMENT & MACHINERY PARTS	14,826.53	
63100.424	GARAGE SUPPLIES		3,120.28
63100.425	GASOLINE		3,713.95
63100.433	LUBRICANTS		195.93
63100.446	TOOLS		310.77
63100.450	TIRES & TUBES		387.36
63100.499	OTHER SUPPLIES & MATERIALS		80.69
66000.187	OVERTIME PAY		3,393.37
66000.201	SOCIAL SECURITY		6,030.93
66000.204	STATE RETIREMENT		1,925.12
66000.207	EMPLOYEE INSURANCE - HEALTH	16,238.87	
66000.210	UNEMPLOYEMENT COMPENSATION		6,624.00
66000.312	CONTRACTS W/PRIVATE AGENCY		18,655.00
66000.322	EVAULATION & TESTING		400.00
66000.340	MEDICAL & DENTAL SERVICES		423.00
66000.513	WORKERS COMP. INS.		27,521.00
68000.312	CONTRACTS W/PRIVATE AGENCY		158,150.87
68000.705	BRIDGE CONSTRUCTION		7,023.70
68000.711	FURNITURE & FIXTURES		8,525.00
68000.714	EQUIPMENT		100,000.00
68000.718	TRUCKS		40,000.00
68000.719	OFFICE EQUIPMENT		5,000.00
68000.799	OTHER CAPITAL OUTLAY		20,000.00
69100.590	OPERATING TRANSFERS	805.00	
	Sub-total	82,929.71	562,080.03
39000.000	UNAPPROPRIATED SURPLUS	479,100.32	
	NET EFFECT ON CASH BALANCE	479,100.32	

BUDGET AMENDMENTS
GARBAGE FUND
FY 1998-99

<u>ACCOUNT NUMBER</u>	<u>ACCOUNT DESCRIPTION</u>	<u>DEBIT (+)</u>	<u>CREDIT (-)</u>	
55700.147	SUPERVISOR		37,535.27	
55700.149	PICKUP PERSONNEL	15,408.70		
55700.187	OVERTIME PAY	4,137.41		
55700.189	SHOP FOREMAN/MECHANIC	336.04		
55700.201	SOCIAL SECURITY		1,962.58	
55700.204	STATE RETIREMENT		436.12	
55700.207	EMPLOYEE INSURANCE - HEALTH	14,939.49		
55700.312	CONTRACTS W/PRIVATE AGENCY	5,021.87		
55700.210	UNEMPLOYMENT COMPENSATION		2,861.99	
55700.302	ADVERTISING		300.00	
55700.332	LEGAL NOTICES		300.00	
55700.336	EQUIPMENT REPAIR & MAINTENANCE	1,474.53		
55700.348	POSTAGE & BOX RENT		300.00	
55700.359	DISPOSAL FEES		41,433.00	
55700.412	DIESEL FUEL		17,000.00	
55700.425	GASOLINE		2,000.00	
55700.433	LUBRICANTS		1,229.25	
55700.435	OFFICE SUPPLIES		9,845.00	
55700.450	TIRES & TUBES		1,620.59	
55700.451	UNIFORMS		3,441.92	
55700.499	OTHER SUPPLIES & MATERIALS	94,838.91		PAYBACK OF MONEY BORROWED
55700.506	COMP. GENERAL LIABILITY INS.		5,242.00	
55700.510	TRUSTEE'S COMMISSION		3,684.22	
55700.511	VEHICLE INSURANCE		10,854.00	
55700.513	WORKERS COMP. INS.		2,276.00	
	Sub-total	136,156.95	142,321.94	
39000.000	UNAPPROPRIATED SURPLUS	6,164.99		
	NET EFFECT ON CASH BALANCE	6,164.99		

Motion by Maudie Briggs, seconded by Lyle Doty that all budget amendments be presented to finance committee on a monthly basis.

Voting for: all

Voting against: none

PUBLIC AUCTION FOR SHERIFF DEPARTMENT VEHICLES

Motion by Joe Spoone, seconded by Guy Collins to authorize Sheriff Otto Purkey to auction 18 sheriff department vehicles on August 20,1999.

Voting for: all

Voting against: none

RESOLUTION MOTOR VEHICLE TAX

Motion by Willie Osborne, seconded by Lyle Doty to approve a wheel tax not to exceed \$27.00 and not to exceed 24 months with a sunset clause.

Voting for

Voting against

Larry Baker
Maudie Briggs
Eldridge Bryant
Lyle Doty
Donald Gray
Herbert Harville
Bud Jones
Willie Osborne
Joe Spoone
Frank Parker

Guy Collins
Doyle Fullington
Bobby Reinhardt
Tony Sizemore

RESOLUTION TO LEVY A COUNTY-WIDE MOTOR VEHICLE TAX

WHEREAS, Tennessee Code Annotated 5-8-102 authorizes counties to levy a motor vehicle privilege tax as a condition precedent to the operation of a motor vehicle with a county; and

WHEREAS, the need for new revenue sources is great in Hamblen County;

NOW, THEREFORE BE IT RESOLVED, by the Hamblen County Legislative Body that;

SECTION 1. For the privilege of using the public roads and highways in Hamblen County, Tennessee, there is levied upon motor-driven vehicles, and upon the privilege of the operation thereof, except farm tractors and self-propelled farm machines not usually used for operation upon public highways or roads, and motor driven vehicles owned by any governmental agency or governmental instrumentality and except for other exemptions provided by general law, a special privilege tax for the benefit of such county, which tax shall be in the amount of Twenty-Seven Dollars (\$ 27.00) for each such motor-driven vehicle, the owner of which resides within said county.

This tax applies to, is a levy upon, and shall be paid on each motor-driven vehicle, the owner of which resides within said county.

SECTION 2. The tax herein levied shall be paid to and collected by the County Clerk of Hamblen County, who is authorized by Tennessee Code Annotated 67-4-103 to collect such privilege taxes. The County Clerk shall collect this tax at the same time he or she collects the state privilege tax levied upon the operation of a motor-driven vehicle over the public highways of this state. The County Clerk shall deduct a fee of five percent (5%) as authorized in Tennessee Code Annotated 8-21-701 (55) from the amount of taxes collected and paid over to the County Trustee.

SECTION 3. Payment of the privilege tax imposed hereunder shall be evidenced by a receipt, issued in duplicated by the County Clerk, the original of which shall be kept by the owner of the motor-driven vehicle, and by a decal also issued by the County Clerk, which shall be displayed by affixing the decal on and to the lower right corner of the license plate in the space provided for such decal. The design of the decal shall be determined by the County Clerk and shall be the same size as the state renewal decal. The expense incident to the purchase of such decals herein required, as well as the expense of obtaining proper receipts and other records necessary for the performance of the duties herein incumbent upon the County Clerk, shall be paid from the general fund of the county.

SECTION 4. The privilege tax or wheel tax herein levied, when paid together with full, complete, and explicit performance of and compliance with all provisions of this Resolution, by the owner, shall entitle the owner of the motor-driven vehicle for which said tax was paid and on which the decal or emblem has been affixed as herein provided, to operate or allow to be operated such vehicle over the streets, roads, and highways of the county for a period of one year which will run concurrently with the period established for the state registration fees by Tennessee Code Annotated 55-4-104.

In the event the wheel tax decal is sold by the Clerk for a period of more or less than a calendar year, the tax imposed shall be proportionate to the annual tax fixed for the vehicle and modified in no other manner, except that the proportional tax shall be rounded off to the nearest quarter of a dollar.

SECTION 5. In the event any motor-driven vehicle, for which the wheel tax has been paid and the emblem or decal issued and placed thereon, becomes unusable or is destroyed or damaged to the extent that it can no longer be operated over the public roads, streets or highways of said county; or in the event that the owner transfers the title to such vehicle, or completely removes therefrom and destroys the decal or emblem issued for and placed thereon, and the owner makes proper application to the Clerk for the issuance of a duplicate decal or emblem to be used by such owner on another vehicle for the unexpired term for which the original decal or emblem was issued, and the Clerk is satisfied that the applicant is entitled to the issuance of such a duplicate decal or emblem and the owner pays into the hands of the Clerk the sum of Five Dollars (\$ 5.00), the Clerk will then issue to such owner a duplicate receipt, canceling the original receipt delivered to the Clerk by the owner, and will deliver to the owner a duplicate decal or emblem, which shall be affixed to the motor-driven vehicle for which it is issued, as herein provided, and such duplicate decal or emblem shall entitle the owner to operate or allow to be operated the vehicle upon the streets, roads, and highways of said county for the remainder of the period for which the original decal or emblem was issued. Likewise, in the event a decal or emblem becomes obliterated, erased, or defaced, or is destroyed under the provisions of this resolution, and it therefore illegible and unusable by the owner, upon proper application made by the owner and filed with the Clerk, showing such circumstances and facts to be true, then the Clerk, upon receipt from the owner of Five dollars (\$ 5.00) may issue and deliver to the owner, a duplicate decal or emblem.

SECTION 6. This resolution shall have no effect unless it is approved by a two-thirds (2/3) vote of the county legislative body at two (2) consecutive regularly scheduled meetings.

SECTION 7. For the purpose of approving or rejecting the provisions of this Resolution it shall be effective upon being approved by a two-thirds (2/3) vote of the county legislative body of Hamblen County at two (2) consecutive regular meetings. For the purpose of collection of the tax herein levied such collection shall begin on the first day of September, 1999, unless this resolution is subject to a referendum election pursuant to Tennessee Code Annotated 5-8-102, whereupon the collection of the tax

herein levied shall begin on the first day of the month following the month that this resolution is approved at a referendum.

SECTION 8. Any person violating the provisions of this resolution, upon conviction, shall be fined not less than Fifty dollars (\$50.00) nor more than One Hundred dollars (\$100.00).

Passed 1st reading at the regular June 24, 1999 meeting of the Hamblen County Legislative Body.

Passed 2nd reading at the regular July 22, 1999 meeting of the Hamblen County Legislative Body.

APPROVED:

* Vetoed 7/27/99

Chairman

David W. Funder
County Executive

ATTEST:

Linda Wilber
County Clerk

THIS VETO WAS OVERRIDDEN DURING A SPECIAL CALLED MEETING OF THE HAMBLEN COUNTY LEGISLATIVE BODY ON AUGUST 4, 1999.

WHEEL TAX RATE

Motion by Joe Spoone, seconded by Frank Parker that the fee for the wheel tax be set at \$27.00 and will include all motor driven vehicles that are tagged.

Voting for

Larry Baker
Maudie Briggs
Eldridge Bryant
Lyle Doty
Donald Gray
Herbert Harville
Bud Jones
Willie Osborne
Joe Spoone
Frank Parker

Voting against

Guy Collins
Doyle Fullington
Bobby Reinhardt
Tony Sizemore

FINE FOR FAILURE TO PURCHASE WHEEL TAX STICKER

Motion by Larry Baker, seconded by Maudie Briggs that a fine of \$50.-\$100.00 be imposed for failure to purchase a wheel tax sticker.

Voting for

Larry Baker
Maudie Briggs
Eldridge Bryant
Lyle Doty
Donald Gray
Herbert Harville
Bud Jones
Willie Osborne
Joe Spoone
Frank Parker

Voting against

Guy Collins
Doyle Fullington
Bobby Reinhardt
Tony Sizemore

REPLACEMENT WHEEL TAX STICKERS

Motion by Maudie Briggs, seconded by Willie Osborne that the cost to replace a lost wheel tax sticker be \$5.00.

Voting for

Larry Baker
Maudie Briggs
Eldridge Bryant
Lyle Doty
Donald Gray
Herbert Harville
Bud Jones
Willie Osborne
Joe Spoone
Frank Parker

Voting against

Guy Collins
Doyle Fullington
Bobby Reinhardt
Tony Sizemore

BUDGETS APPROVAL FOR FISCAL YEAR 1999-2000

Motion by Bud Jones, seconded by Frank Parker to adopt the budgets for General Fund, County-Wide Debt Service, Rural Debt Service, Highway Department, Garbage Department, and Schools for fiscal year 1999-2000, including an appropriation of \$26,500. for vocational training school.

Voting for

Larry Baker
Lyle Doty
Donald Gray
Herbert Harville
Bud Jones
Willie Osborne
Tony Sizemore
Joe Spooone
Frank Parker

Voting against

Maudie Briggs
Eldridge Bryant
Guy Collins
Doyle Fullington
Bobby Reinhardt

HAMBLEN COUNTY, TENNESSEE

GENERAL FUND - REVENUES

1999-00 BUDGET

LOCAL TAXES

COUNTY PROPERTY TAXES

Current Property Taxes	3,089,328
Trustee Collections - Prior Year	70,000
Clerk & Master Collections - Prior Year	17,000
Interest & Penalty	11,500
Payment in Lieu - TVA	600
Payment in Lieu - Utilities	30,000
Payment in Lieu - MHA	<u>3,000</u>

Sub-total 3,221,428

COUNTY LOCAL OPTION TAXES

Wheel Tax	1,196,000
Litigation Tax - General Sessions	106,000
Litigation Tax - Circuit Court	7,000
Litigation Tax - Chancery Court	2,000
Litigation Tax - Domestic Relations	1,500
Litigation Tax - Probate	2,500
Litigation Tax - Special	28,000
Business Tax	<u>425,000</u>

Sub-total 1,768,000

STATUTORY LOCAL TAXES

Wholesale Beer Tax	<u>0</u>
--------------------	----------

TOTAL LOCAL TAXES 4,989,428

LICENSES AND PERMITS

LICENSES

Marriage Licenses	8,000
Cable TV Franchise Fees	57,000
Beer Permit Renewals	0
Building Permits	<u>125,000</u>

TOTAL LICENSES AND PERMITS 190,000

FINES, FORFEITURES & PENALTIES

CIRCUIT COURT

Fines	2,000
Officer Costs	8,500
Bond Forfeiture	1,000
Officer Travel	100
Diversion Fee	<u>1,000</u>
<u>Sub-total</u>	12,600

GENERAL SESSIONS

Fines	30,000
Game & Fish Fines	750
Bond Forfeiture	3,000
Officer Costs	<u>38,000</u>
<u>Sub-total</u>	71,750

JUVENILE COURT

Fines	3,000
-------	-------

OTHER COURTS - IN COUNTY

Officer Costs - Probate	20,000
Other - Sheriff	<u>2,000</u>
<u>Sub-total</u>	22,000

TOTAL FINES, FORFEITURES & PENALTIES **109,350**

CHARGES FOR CURRENT SERVICE

GENERAL SERVICE CHARGES

Work Release Charges for Board	80,000
Rezoning Fee	<u>300</u>
<u>Sub-total</u>	80,300

FEEES

Telephone Commissions	400
Telephone Commissions - Justice Center	20,000
Vending Machine - CH	2,000
Vending Machine - JC	33,000
Data Processing Fees - Register of Deeds	<u>40,000</u>
<u>Sub-total</u>	95,400
TOTAL CHARGES FOR CURRENT SERVICES	175,700

OTHER LOCAL REVENUES

RECURRING ITEMS

Interest Earned	40,000
Sale of Materials	100
Sale of Maps	500
Sale of Address Lists	1,000
Miscellaneous Refunds	1,000
Miscellaneous Refunds (Copier)	1,000
Miscellaneous Refunds (Fax & Phone)	<u>750</u>
TOTAL OTHER LOCAL REVENUES	44,350

FEEES RECEIVED FROM COUNTY OFFICIALS

EXCESS FEEES

County Clerk	135,000
Circuit Court	270,000
Register of Deeds	90,000
Trustee	<u>525,000</u>
<u>Sub-total</u>	1,020,000

FEEES IN LIEU OF SALARY

County Clerk	415,871
Clerk & Master	145,059
Register of Deeds	190,656
Trustee	154,881
Other (Library)	<u>273,000</u>
<u>Sub-total</u>	1,179,467

TOTAL FEEES RECEIVED **2,199,467**

STATE OF TENNESSEE

GENERAL GOVERNMENT GRANTS

Reappraisal Grant Program	15,000
Juvenile Service	<u>20,000</u>
<u>Sub-total</u>	35,000

SANITATION GRANTS

Solid Waste Planning Grant	<u>13,000</u>
<u>Sub-total</u>	13,000

PUBLIC SAFETY GRANTS

Law Enforcement Training Program	15,000
Domestic Violence Grant	<u>59,832</u>
<u>Sub-total</u>	74,832

PUBLIC WORKS GRANT

Litter Grant	40,000
--------------	--------

OTHER STATE REVENUES

Alcoholic Beverage Tax	40,000
State Revenue Sharing - TVA	0
Reappraisal Reimbursement - State	10,000
State Supplement - Juvenile Court	2,000
Reimbursement for Registrar Salary	18,000
Other State Grants	<u>41,000</u>
<u>Sub-total</u>	111,000

STATE BOARD BILL

State Board Bill	470,000
------------------	---------

TOTAL STATE OF TENNESSEE **743,832**

FEDERAL GOVERNMENT

FEDERAL THROUGH STATE

Civil Defense Reimbursement 11,000

TOTAL FEDERAL GOVERNMENT 11,000

OTHER GOVERNMENTS & CITIZENS GROUPS

OTHER GOVERNMENTS

Juvenile Detention 20,000

Morristown - Shared Employee 13,615

Morristown - Personal Property Reimbursement 7,500

Morristown - Reappraisal Reimbursement 52,000

Sub-total 93,115

CITIZENS GROUPS

Summer Enrichment 26,558

TOTAL OTHER GOVERNMENT 119,673

TOTAL REVENUES 8,582,800

GENERAL FUND - APPROPRIATIONS

1999-00 BUDGET

GENERAL GOVERNMENT

GENERAL ADMINISTRATION

COUNTY COMMISSION

Board and Committee Members	70,802
Audit Services	27,500
Dues & Memberships	<u>1,298</u>
<u>Sub-total</u>	99,600

BOARDS & COMMITTEES

BOARD OF EQUALIZATION

Board & Committee Members	3,825
Legal Notices	<u>500</u>
<u>Sub-total</u>	4,325

COUNTY EXECUTIVE

County Official	65,545
Budget Manager	30,009
Executive Asst./Purchasing Agent	22,517
Special Projects Coordinator	18,414
Communication	2,750
Dues & Memberships	1,298
Legal Notices	600
Maint. & Repair - Office Equip.	200
Printing & Stationery	300
Travel	1,700
Office Supplies	1,000
Office Equipment	<u>1,000</u>
<u>Subtotal</u>	145,333

COUNTY ATTORNEY

Other Salaries	1,200
Legal Services	<u>35,000</u>
<u>Sub-total</u>	36,200

ELECTION COMMISSION

County Official	48,740
Deputies	42,784
Election Commission	12,000
Election Workers	18,000
Communications	1,500
Contracts w/ Govt. Agency	7,850
Dues & Memberships	100
Legal Notices	2,500
Maint. & Repair - Office Equip.	500
Printing	2,000
Travel	1,500
Equipment Parts	500
Office Supplies	1,500
Other Supplies & Materials	2,000
Other Charges - Truck Rental	600
Office Equipment	<u>1,500</u>
<u>Sub-total</u>	143,574

REGISTER OF DEEDS

Communications	1,300
Printing & Stationery	8,000
Office Supplies	2,500
Data Processing Equipment	18,000
Office Equipment	<u>3,400</u>
<u>Sub-total</u>	33,200

PLANNING & ZONING

County Official	31,641
Assistant	25,253
Deputy	26,402
Secretary	20,085
Committee Members	16,800
Communication	1,000
Contracts w/ Govt. Agency	7,203
Data Processing Services	2,000
Maint. & Repair - Office Equip.	200
Maint. & Repair - Vehicles	500
Printing & Stationery	400
Travel - Zoning	6,446
Office Supplies	600
In-Service Training	2,000
Other Supplies	1,000
Office Equipment	<u>3,500</u>
<u>Sub-total</u>	145,030

COUNTY BUILDING

COURTHOUSE

Supervisor	26,100
Custodial Personnel	20,870
Communication	500
Maintenance Agreements	3,100
Maint. & Repair - Building	10,500
Vehicle Maintenance	200
Pest Control	850
Custodial Supplies	5,500
Electricity	19,000
Natural Gas	7,000
Building & Contents Insurance	10,000
Vehicle Insurance	<u>760</u>

Sub-total 104,380

JUSTICE CENTER

Assistant	20,986
Custodial Personnel	20,510
Maint. & Repair - Building	27,500
Maint. & Repair - Vehicles	200
Pest Control	500
Custodial Supplies	5,000
Electricity	52,000
Natural Gas	7,000
Building & Contents Insurance	4,000
Vehicle Insurance	<u>760</u>

Sub-total 138,456

TOTAL GENERAL ADMINISTRATION 850,098

FINANCE

PROPERTY ASSESSOR

County Official	54,155
Deputies	91,438
Data Processing Personnel	26,632
Other Per Diem	7,300
Communication	1,905
Contracts w/ Govt. Agency	11,605

Data Processing Services	300
Dues & Memberships	270
Maint. & Repair - Office Equip.	500
Printing & Stationery	923
Travel	1,000
Data Processing Supplies	370
Office Supplies	1,500
Office Equipment	<u>2,390</u>

Sub-total 200,288

COUNTY TRUSTEE'S OFFICE

Communication	900
Legal Notices	500
Maint. & Repair - Office Equip.	350
Printing & Stationery	5,500
Travel	2,600
Office Supplies	1,000
Staff Training	250
Excess Risk Insurance	300
Office Equipment	<u>2,250</u>

Sub-total 13,650

COUNTY CLERK'S OFFICE

Communication	3,000
Legal Notices	600
Maint. & Repair - Office Equip.	19,423
Printing & Stationery	7,000
Office Supplies	3,000
In-service Training	750
Excess Risk Insurance	600
Office Equipment	<u>2,000</u>

Sub-total 36,373

MALL

Communication	3,400
Operating Lease Payments	15,000
Maint. & Repair - Building	550
Maint. & Repair - Equipment	400
Travel	750
Office Supplies	650
In-Service Training	250

Sub-total 21,000

OTHER FINANCE

REAPPRAISAL

Deputies	38,111
Other Per Diem	2,000
Social Security	2,915
Retirement	987
Insurance	5,708
Contracts w/Gov't Agencies	20,000
Legal Expenses	4,000
Data Processing Services	16,970
Property Reappraisal Services	50,000
Travel	2,000
Postal Charges	7,000
Office Supplies	400
Other Supplies	<u>1,000</u>
<u>Sub-total</u>	151,091

TOTAL FINANCE

422,402

ADMINISTRATION OF JUSTICE

CIRCUIT COURT

County Official	54,155
Deputies	138,519
Part-Time Personnel	31,226
Other Salaries & Wages	18,644
Board & Committee Members	1,200
Jury & Witness Fees	44,000
Other Per Diem & Fees	2,000
Communication	2,400
Legal Notices	150
Maint. & Repair - Office Equip.	850
Printing & Stationery	11,000
Travel	750
Office Supplies	4,000
Other Supplies	50
Office Equipment	<u>2,000</u>
<u>Sub-total</u>	310,944

GENERAL SESSIONS COURT

Judge	87,011
Literacy Council Teachers	1,000
Part-Time Personnel	10,500

Other Salaries & Wages	18,195
Communication	650
Dues & Memberships	200
Travel	1,000
Office Supplies	<u>1,300</u>
<u>Sub-total</u>	119,856

CHANCERY COURT

Other Salaries & Wages	5,000
Jury Fees	1,500
Communication	1,000
Maint. & Repair - Building	1,000
Maint. & Repair - Office Equip.	750
Printing	3,000
Data Processing Supplies	400
Office Supplies	1,500
Office Equipment	<u>1,525</u>
<u>Sub-total</u>	15,675

JUVENILE COURT

Judge	24,464
Administrative Assistant	20,695
Probation Officer	14,955
Youth Service Officer	30,461
Part-Time Personnel	6,900
Other Salaries & Wages	2,317
In-Service Training	700
Other Per Diem & Fees	1,920
Communication	2,308
Contracts w/ Govt. Agency	1,000
Dues & Memberships	200
Maint. & Repair - Vehicle	300
Printing & Stationery	300
Travel - Judge	1,000
Travel - YSO	871
Gasoline	165
Office Supplies	1,892
Tires & Tubes	300
Vehicles & Equip. Insurance	820
Office Equipment	<u>3,000</u>
<u>Sub-total</u>	114,568

OTHER ADMINISTRATION OF JUSTICE

BAILIFFS

Other Salaries & Wages 28,262

Sub-total 28,262

TOTAL ADMINISTRATION OF JUSTICE 589,305

PUBLIC SAFETY

LAW ENFORCEMENT

SHERIFF'S DEPARTMENT

County Official (Sheriff)	59,570
Assistant (Chief Deputy)	38,704
Deputies (Field)	218,296
Detectives (Field)	119,221
Captains (Field)	30,459
Lieutenantants	125,753
Sergeants	104,592
Salary Supplements	14,400
Clerical Personnel (Executive Sec.)	19,615
Clerical Personnel (Records)	23,876
Clerical Personnel (Work Release)	19,615
Clerical Personnel (Jail Records)	19,615
Overtime	28,350
Part-Time Personnel (Field Deputies)	28,681
Other Salaries & Wages (School Guards)	53,318
In-Service Training	4,000
Social Security	70,624
State Retirement	23,911
Employee Insurance	65,000
Communication	15,000
Dues & Memberships	1,298
Maint. & Repair - Equipment	5,000
Maint. & Repair - Vehicles	10,000
Travel	4,000
Gasoline	28,000
Law Enforcement Supplies	2,000
Lubricants	3,000
Office Supplies	2,000
Tires & Tubes	8,000
Uniforms	12,000
Liability Insurance	26,683

Vehicle & Equipment Insurance	20,000
Other Charges	10,000
Motor Venices	102,000
Other Equipment	<u>4,000</u>
<u>Sub-total</u>	1,320,581

CORRECTIONS

JAIL

County Official (Sheriff)	2,253
Captain (Jail)	27,415
Sergeant (Jail)	50,142
Literacy Council Teachers	3,000
Guards (Jailers)	316,226
Guards (Transport)	44,315
Cafeteria Personnel (Cook)	21,193
Overtime	15,000
Part-Time Personnel (Guards)	19,121
In-Service Training	1,250
Social Security	37,918
State Retirement	12,838
Employee Insurance	65,000
Maintenance & Repair - Equip.	4,000
Maintenance & Repair - Vehicles	1,500
Medical & Dental Services	61,000
Travel	2,000
Custodial Supplies	15,000
Drugs & Medical Supplies	10,000
Food Preparation Supplies	3,000
Food Supplies	142,000
Office Supplies	1,500
Prisoner's Clothing	4,700
Uniforms	5,000
Other Supplies	5,000
Vehicle Insurance	750
Other Charges	6,500
Office Equipment	500
Other Equipment	<u>3,500</u>
<u>Sub-total</u>	881,621

WORKHOUSE

Guards	<u>41,357</u>
<u>Sub-total</u>	41,357

JUVENILE SERVICES

Jail Removal Specialist	20,695
Attendants	105,513
In-Service Training	300

Social Security	9,655
Fringe Benefits	3,407
Communication	2,000
Travel	444
Drugs & Medical Supplies	1,500
Food Supplies	4,000
Office Supplies	1,500
Other Supplies	500
Office Equipment	890
Other Equipment	<u>500</u>
<u>Sub-total</u>	150,904

WORK RELEASE

Supervisor/Director	28,060
Secretary	16,890
In-Service Training	300
Communication	1,400
Maint. & Repair - Vehicles	450
Printing	300
Gasoline	287
Office Supplies	500
Vehicle Insurance	758
Office Equipment	<u>1,400</u>
<u>Sub-total</u>	50,345

DOMESTIC VIOLENCE

Deputies	48,101
Detective	33,627
Social Security	6,252
State Retirement	2,117
Employee Insurance	8,165
Travel	3,000
Tuition	1,800
Other Supplies & Materials	<u>5,049</u>
<u>Subtotal</u>	108,111

FIRE PREVENTION

Contributions	120,000
---------------	---------

EMERGENCY MANAGEMENT

CIVIL DEFENSE

Supervisor/Director	2,400
Part-Time Personnel	650
Social Security	233
Communication	<u>1,000</u>

Maint. & Repair - Vehicles	717
Printing & Stationery	100
Travel	300
Gasoline	1,000
Office Supplies	500
Other Supplies	400
Liability Insurance	1,000
Auto Insurance	1,250
Other Charges (Emergency)	2,000
Communication Equipment	<u>500</u>

Sub-total 12,050

E911 SYSTEM

Contributions 141,240

Sub-total 141,240

COUNTY CORONER/MEDICAL EXAMINER

Coroner	6,000
Deputy Coroner	2,400
Other Salaries (Medical Examiner)	10,500
Other Salaries (Pathologist)	<u>20,000</u>

Sub-total 38,900

TOTAL PUBLIC SAFETY 2,865,109

PUBLIC HEALTH AND WELFARE

LOCAL HEALTH PROGRAMS

LOCAL HEALTH CENTER

Contributions 75,000

RABIES AND ANIMAL CONTROL

Contributions 56,793

CRIPPLED CHILDEN SERVICES

Contributions 6,242

APPROPRIATION TO STATE

Contributions 110,500

Sub-total 248,535

PUBLIC WELFARE

AID TO DEPENDENT CHILDREN

Contributions 15,000

OTHER LOCAL WELFARE SERVICE

LOCAL WELFARE ASSISTANCE

Contributions - C.E.A.S.E. 20,000
Contributions - P.A.A.S.A.C. 4,000
Contributions - Youth Emergency Shelter 22,230
Contributions - M-H Day Care Center 33,500
Contributions - M.A.T.S. 17,000
Contributions - Coucil of Retarded Citizens 7,000
Contributions - Mitchell-Southerland Home 10,000
Contributions - Lakeway Achievement 18,000
Contributions - Vital Visits 6,500
Contributions - Speech & Hearing 1,605
Contributions - Senior Citizens Asst. 15,000
Contributions - A.L.P.S. 40,000
Contributions - Central Services 4,000
Contributions - H.A.W.K. 7,000
Contributions - Sanitation w/ Govt. Agency 8,150
Contributions - Chamber - Tourism Program 25,000
Contributions - Boys & Girls Club 16,500
Contributions - Habitat for Humanity 2,000
Contributions - Volunteer Blind Agency 9,670
Contributions - New Hope Recovery Center 5,000

Sub-total 272,155

SANITATION SERVICES

SANITATION & WASTE REMOVAL

Contracts w/ Govt. Agency (LITTER GRANT) 24,514
Contributions - Keep America Beautiful 20,000
Contributions - Solid Waste Disposal System (Tire Grant) 35,117

Sub-total 79,631

TOTAL HEALTH & WELFARE 615,321

SOCIAL, CULTURAL, & RECREATIONAL

ADULT ACTIVITIES

Contributions - Adult Center 9,000

Sub-total 9,000

LIBRARIES

Contributions	<u>191,777</u>
<u>Sub-total</u>	191,777

PARKS AND FAIR BOARDS

Assistant	8,139
Supervisor	27,114
Attendant	20,544
Contributions	<u>94,500</u>
<u>Sub-total</u>	150,297

OTHER PARKS

Contributions - Recreation Department	<u>258,129</u>
<u>Sub-total</u>	258,129

OTHER SOCIAL/CULTURAL

ROSE CENTER

Contributions	<u>16,000</u>
<u>Sub-total</u>	16,000

TOTAL SOCIAL, CULTURAL, & REC.

625,203

AGRICULTURAL & NATURAL RESOURCES

AGRICULTURAL EXTENSION SERVICE

Salary Supplements	58,914
Assistant	19,629
Part-Time Personnel	1,901
Social Security	5,065
Ext. Service Medicare	206
State Retirement	1,715
Employee Insurance - Health	5,049
Federal Retirement	6,350
Communication	2,000
Postal Charges	375
Travel	1,000
Other Supplies	425
Office Equipment	<u>1,750</u>
<u>Sub-total</u>	104,379

FOREST SERVICE

Contributions 1,000

Sub-total 1,000

SOIL CONSERVATION

Secretary 15,054

Social Security 1,152

State Retirement 390

Employee Insurance 2,772

Sub-total 19,368

TOTAL AG. & NATURAL RESOURCES 124,747

OTHER GENERAL GOVERNMENT

ECONOMIC & COMMUNITY DEVELOPMENT

INDUSTRIAL DEVELOPMENT

Contributions - Chamber of Commerce 35,000

Sub-total 35,000

VETERAN'S SERVICE

Administrative Officer 12,000

Communication 500

Maint. & Repair - Office Equip. 50

Printing & Stationery 100

Travel 400

Office Supplies 200

Office Equipment 250

Sub-total 13,500

OTHER CHARGES

Overtime 1,000

Accounting Service 2,500

Communication 25,000

Data Processing Fees 16,000

Dues & Memberships 7,000

Maintenance Agreements 22,000

Postal Charges 34,500

Data Processing Supplies 1,000

Duplicating Supplies 2,000

Other Supplies & Materials 1,700

Building & Contents Insurance	2,000
Comp. General Liability Insurance	27,000
Premiums - Surety Bonds	4,000
Refunds	78,695
Trustee's Commission	75,000
Other Charges	85,000
Data Processing Equipment	4,500
Other Capital Outlay	<u>20,000</u>
<u>Subtotal</u>	408,895
<u>EMPLOYEE BENEFITS</u>	
Social Security	98,000
State Retirement	35,550
Employee Insurance	260,000
Unemployment Comp.	9,000
Worker's Comp. Insurance	<u>66,555</u>
<u>Sub-total</u>	469,105
TOTAL OTHER GENERAL GOVERNMENT	926,500
<u>OPERATING TRANSFERS</u>	
Transfer to Other Funds	4,000
Transfer - City of Morristown	13,615
Transfer - Trustee	154,881
Transfer - Clerk & Master	145,059
Transfer - County Clerk	415,871
Transfer - Register of Deeds	190,656
Transfer - Library	273,000
Transfer - Summer Enrichment	26,558
<u>Sub-total</u>	1,223,640
TOTAL OPERATING TRANSFERS	1,223,640
TOTAL APPROPRIATIONS	8,242,325
ESTIMATED REVENUES (APPROPRIATIONS)	340,475
FUND BALANCE - JULY 1, 1999 (Unaudited)	420,598
ESTIMATED ENDING FUNDING BALANCE - June 30, 2000	761,073

HAMBLEN COUNTY, TENNESSEE
COUNTYWIDE DEBT SERVICE FUND
FISCAL 1999-00 BUDGET

LOCAL TAXES

COUNTY PROPERTY TAXES

Current Year Property Taxes	3,218,050
Trustee Collections - Prior Year	70,000
Clerk & Master Collections - Prior Year	15,000
Interest & Penalty	12,000
Payment in Lieu - TVA	600
Payment in Lieu - MHA	3,200
Payment in Lieu - Morristown Utilities	<u>27,000</u>

Sub-total 3,345,850

STATUTORY LOCAL TAXES

Bank Excise Tax	40,000
-----------------	--------

TOTAL LOCAL TAXES 3,385,850

FINES, FORFEITURES & PENALTIES

Jail Fees	<u>45,000</u>
-----------	---------------

TOTAL FINES, FORFEITURES & PENALTIES 45,000

STATE OF TENNESSEE

State Revenue Sharing - TVA	<u>0</u>
-----------------------------	----------

TOTAL STATE OF TENNESSEE 0

OTHER LOCAL REVENUE

RECURRING ITEMS

Interest Earned - Regular	<u>150,000</u>
---------------------------	----------------

Sub-total 150,000

OTHER SOURCES

Schools - Direct Payments- Honeywell	256,800
Schools - Direct Payments - 98 Building Plan	<u>500,000</u>

<u>Sub-total</u>	756,800
------------------	---------

TOTAL OTHER LOCAL REVENUES	906,800
-----------------------------------	----------------

TOTAL REVENUES	4,337,650
-----------------------	------------------

APPROPRIATIONS

CONTRACTED SERVICES

Fiscal Agent Charges - General 20,000

OTHER CHARGES

Refunds 75,196
Trustee's Commission 91,739

Sub-total 166,935

PAYMENTS ON BONDS AND NOTES

GENERAL GOVERNMENT

Principal - Bonds 220,000
Principal - Notes 60,000
Interest - Bonds 1,154,200
Interest - Notes 3,060

Sub-total 1,437,260

EDUCATION

Principal - Bonds 2,140,000
Interest - Bonds 579,979

Sub-total 2,719,979

TOTAL APPROPRIATIONS 4,344,174

ESTIMATED REVENUES (APPROPRIATIONS) -6,524

FUND BALANCE - July 1, 1999 (Unaudited) 3,219,147

ESTIMATED ENDING FUND BALANCE - June 30, 2000 3,212,623

HAMBLEN COUNTY, TENNESSEE

RURAL DEBT SERVICE

FISCAL 1999-00 BUDGET

ESTIMATED REVENUES

OTHER LOCAL REVENUES

RECURRING ITEMS

Interest Earned 8,000

STATE OF TENNESSEE

OTHER STATE REVENUE

State Revenue Sharing - TVA 34,000

TOTAL REVENUES 42,000

APPROPRIATIONS

OTHER CHARGES

Trustee's Commission 500

PAYMENT ON BONDS AND NOTES

GENERAL GOVERNMENT

Principal - Notes 15,000

Interest - Notes 10,000

Sub-total 25,000

TOTAL APPROPRIATIONS 25,500

ESTIMATED REVENUES (APPROPRIATIONS) 16,500

FUND BALANCE - July 1, 1999 (Unaudited) 166,540

ESTIMATED FUND BALANCE - June 30, 2000 183,040

HAMBLÉN COUNTY, TENNESSEE

HOSPITAL DEBT SERVICE

FISCAL 1999-00 BUDGET

ESTIMATED REVENUES

OTHER LOCAL REVENUES

RECURRING ITEMS

Interest Eamed 17,500

OTHER SOURCES

Hospital Direct Payments 753,760

TOTAL REVENUES 771,260

APPROPRIATIONS

OTHER CHARGES

Fiscal Agent Charges 600

PAYMENT ON BONDS AND NOTES

HOSPITAL

Principal - Bonds 500,000

Interest - Bonds 253,760

Sub-total 753,760

TOTAL APPROPRIATIONS 754,360

ESTIMATED REVENUES (APPROPRIATIONS) 16,900

FUND BALANCE - July 1, 1999 (Unaudited) 208,558

ESTIMATED FUND BALANCE - June 30, 2000 225,458

HAMBLLEN COUNTY, TENNESSEE

SOLID WASTE DEBT SERVICE

FISCAL 1999-00 BUDGET

ESTIMATED REVENUES

OTHER LOCAL REVENUES

RECURRING ITEMS

Interest Eamed 20,000

OTHER SOURCES

Solid Waste Direct Payments 183,720

TOTAL REVENUES 203,720

APPROPRIATIONS

OTHER CHARGES

Fiscal Agent Charges 1,000

PAYMENT ON BONDS AND NOTES

SOLID WASTE

Principal - Bonds 40,000

Interest - Bonds 144,935

Sub-total 184,935

TOTAL APPROPRIATIONS 185,935

ESTIMATED REVENUES (APPROPRIATIONS) 17,785

FUND BALANCE - July 1, 1999 (Unaudited) 358,580

ESTIMATED FUND BALANCE - June 30, 2000 376,365

HAMBLEN COUNTY, TENNESSEE

HIGHWAY FUND

FISCAL 1999-00 BUDGET

REVENUES

LOCAL TAXES

COUNTY LOCAL OPTION TAXES

Business Tax 1,600

OTHER LOCAL REVENUES

RECURRING ITEMS

Interest Earned 25,000
Sale of Materials 1,000
Sale of Gasoline 1,000
Miscellaneous Reimbursements 1,000

Sub-total 28,000

NONRECURRING ITEMS

Insurance Recovery 1,000
Sub-total 1,000

TOTAL LOCAL REVENUE 30,600

STATE OF TENNESSEE

PUBLIC WORK GRANTS

Bridge Fund 81,000
Rural Road Funds - Grant 185,000

Sub-total 266,000

OTHER STATE REVENUES

Gasoline & Motor Fuel Tax	1,456,000
Gasoline Inspection Fee	<u>47,000</u>

<u>Sub-total</u>	1,503,000
------------------	-----------

TOTAL STATE OF TENNESSEE	1,769,000
---------------------------------	------------------

TOTAL REVENUES	1,799,600
-----------------------	------------------

APPROPRIATIONS

HIGHWAYS

ADMINISTRATION

County Official	59,570
Assistant	28,448
Secretaries	46,900
Commission Salaries	18,600
Communication	4,000
Dues & Memberships	2,162
Legal Fees	2,000
Postage	300
Travel	1,500
Electricity	8,000
Office Supplies	3,000
Water & Sewer	400
General Liability Insurance	13,500
Trustee's Commission	16,000
Vehicle Insurance	23,000
Other Charges	<u>12,000</u>
<u>Sub-total</u>	239,380

HIGHWAY AND BRIDGE MAINTENANCE

Foreman	62,812
Equipment Operators	286,000
Truck Drivers	172,300
Laborers	79,020
Other Salaries & Wages	2,400
Contracts w/ Private Agencies	10,000
Rentals	2,000
Cold Asphalt Mix	1,500
Hot Asphalt Mix	30,000
Liquid Asphalt	8,000
Crushed Stone	40,000
General Construction Materials	5,000
Other Road Materials	5,000
Pipe Materials	18,000
Fencing	25,000
Road Striping & Signs	70,000
Salt	18,000
Small Tools	2,000
Uniforms	<u>8,000</u>
<u>Sub-total</u>	845,032

OPERATION AND MAINTENANCE OF EQUIPMENT

Mechanics	44,860
Diesel Fuel	13,500
Equipment & Machine Parts	40,000
Garage Supplies	7,000
Gasoline	10,840
Lubricants	3,500
Tools - Small	3,000
Tires & Tubes	12,000
Other Supplies & Materials	<u>10,000</u>
<u>Sub-total</u>	144,700

EMPLOYEE BENEFITS

Overtime	20,000
Social Security	61,270
State Retirement	20,744
Employee Insurance	96,500
Unemployment Compensation	8,000
Contracts w/ Private Agency	10,000
Evaluation/Testing	1,000
Medical/Dental Services	500
Workman's Compensation	<u>28,000</u>
<u>Sub-total</u>	246,014

CAPITAL OUTLAY

Bridge Construction	30,000
Furniture & Fixtures	5,000
Equipment	100,000
Trucks	65,000
Office Equipment	5,000
Contracted Services - Other	400,000
Other Capital Outlay	<u>20,000</u>
<u>Sub-total</u>	625,000

TOTAL APPROPRIATIONS 2,100,126

ESTIMATED REVENUES (APPROPRIATIONS) (300,526)

FUND BALANCE - July 1, 1999 (Unaudited) 409,472

ESTIMATED ENDING FUND BALANCE - June 30, 2000 108,946

HAMBLLEN COUNTY, TENNESSEE

GARBAGE COLLECTION FUND

FISCAL 1999-00 BUDGET

REVENUES

LOCAL TAXES

COUNTY PROPERTY TAXES

Property Tax - Current Year	363,272
Trustee Collections - Prior Year	7,000
Clerk & Master's Collections - Prior Year	1,000
Interest & Penalty	1,000
Payments in Lieu - TVA	<u>190</u>

Sub-total 372,462

SPECIAL PURPOSE TAX

Special Purpose Ligitation Tax	0
--------------------------------	---

COUNTY LOCAL OPTION TAXES

Local Option Sales Tax	485,000
Wheel Tax	<u>0</u>

Sub-total 485,000

STATUTORY LOCAL TAXES

Wholesale Beer Tax	125,000
--------------------	---------

TOTAL LOCAL TAXES 982,462

LICENSES AND PERMITS

LICENSES

Cable TV Franchise Fee	18,000
Beer Permit Renewals	<u>1,500</u>

Sub-total 19,500

OTHER LOCAL REVENUE

RECURRING ITEMS

Interest Earned 10,000

Sub-total 10,000

STATE OF TENNESSEE

OTHER STATE REVENUES

State Beer Tax 8,000

State Income Tax 95,000

State Revenue Sharing - TVA 384,000

Sub-total 487,000

TOTAL REVENUES 1,498,962

APPROPRIATIONS

PUBLIC HEALTH & WELFARE

SANITATION SERVICES

Truck Drivers	203,900
Laborers	173,300
Overtime	12,000
Foreman - Shop	33,140
Social Security	32,309
Retirement	10,939
Hospitalization Insurance	84,000
Unemployment Compensation	3,000
Contracts w/ Private Agencies	84,000
Advertising	300
Legal Notices	300
Maint. & Repair - Equipment	15,000
Postage	300
Disposal Fees	576,000
Diesel Fuel	20,300
Gasoline	1,000
Lubricants	2,000
Office Supplies	2,000
Tires & Tubes	15,000
Uniforms	8,000
Other Supplies	12,000
General Liability Insurance	4,500
Refunds	14,006
Trustee's Commission	17,000
Vehicle Insurance	8,400
Workman's Compensation	<u>25,000</u>

TOTAL APPROPRIATIONS

1,357,694

ESTIMATED REVENUES (APPROPRIATIONS)

141,268

FUND BALANCE - July 1, 1999 (Unaudited)

91,154

ESTIMATED ENDING FUND BALANCE - June 30, 2000

232,422



ANNUAL PUBLIC SCHOOL BUDGET DOCUMENT FY 1999-2000

CERTIFICATION OF COUNTY CLERK OR CITY OR SSD RECORDER OF MINUTES

Be it resolved, that any resolution or part of a resolution which has heretofore been passed by said legislative body which is in conflict with any provision in this resolution be and the same is hereby repealed. Be it further resolved, that this resolution shall take effect from and after its passage and its provisions shall be in force from and after July 1, 1999. The resolution shall be spread upon the minutes of said legislative body passed this 22nd day of JULY, 1999.

[Signature]
Signature of County Clerk or City or SSD Recorder of Minutes

CERTIFICATION OF SUPERINTENDENT/DIRECTOR AND BOARD OF EDUCATION

This is to certify that data reported in the FY 1999-2000 *Annual Public School Budget Document* (pages 1 through 36) as transmitted electronically to the Tennessee Department of Education has been adopted by the HAMBLEN COUNTY Board of Education on the 9th day of AUGUST, 1999.

[Signature]
Signature of Superintendent/Director

8-13-99
Date

[Signature]
Signature of Chairperson of Board of Education

Date



ANNUAL PUBLIC SCHOOL BUDGET DOCUMENT FY 1999-2000

CERTIFICATION OF COUNTY CLERK OR CITY OR SSD RECORDER OF MINUTES

Be it resolved, that any resolution or part of a resolution which has heretofore been passed by said legislative body which is in conflict with any provision in this resolution be and the same is hereby repealed. Be it further resolved, that this resolution shall take effect from and after its passage and its provisions shall be in force from and after July 1, 1999. The resolution shall be spread upon the minutes of said legislative body passed this 14th day of July, 1999.

Signature of County Clerk or City or SSD Recorder of Minutes

CERTIFICATION OF SUPERINTENDENT/DIRECTOR AND BOARD OF EDUCATION

This is to certify that data reported in the FY 1999-2000 *Annual Public School Budget Document* (pages 1 through 36) as transmitted electronically to the Tennessee Department of Education has been adopted by the Hood River County Board of Education on the 9th day of August, 1999.

Signature of Superintendent/Director

Date

Signature of Chairperson of Board of Education

Date

	ESTIMATED REVENUES AND OTHER SOURCES				
1					
2	40000 Local Taxes.....	17,864,591	17,864,591	0	0
3	41000 Licenses & Permits.....	0	0	0	0
4	43000 Charges for Current Services.....	2,142,033	265,211	0	1,876,822
5	44000 Other Local Revenues.....	757,964	712,964	0	45,000
6	46500 State Education Funds.....	22,771,646	22,715,948	0	55,698
7	46800 Other State Revenues.....	269,339	269,339	0	0
8	47100 Federal Funds Received Thru State.....	5,768,940	1,691,943	2,628,752	1,448,245
9	47600 Direct Federal Revenues.....	26,667	26,667	0	0
10	49000 Other Sources.....	39,677	39,677	0	0
11					
12	14100 TOTAL ESTIMATED REVENUES & OTHER SOURCES	48,340,767	43,286,250	2,628,752	3,425,765
13					
14	30000 Reserves and/or Fund Balances.....	1,589,635	1,589,635	0	0
15					
16	TOTAL AVAILABLE FUNDS	50,930,402	44,875,885	2,628,752	3,425,765
17					
18					
19					
20					
21					
22					
23					
24					
25					
26					
27					
28					
29					
30					
31					
32					
33					
34					
35					
36					
37					
38					
39					
40					
41					
42					

ACCOUNT NO.	ESTIMATED REVENUES AND OTHER SOURCES EXPENDITURES AND OTHER USES	(1) TOTAL ALL FUNDS	(2) GENERAL PURPOSE FUND 141	(3) FEDERAL PROJECTS FUND 142	(4) FOOD SERVICE FUND	FUND
1	EXPENDITURES (APPROPRIATIONS)					1
2	Instruction					2
3	71100 Regular Instruction Program	25,069,370	23,743,997	1,325,373	0	0 3
4	71200 Special Education Program	4,715,860	3,848,268	867,592	0	0 4
5	71300 Vocational Education Program	2,309,347	2,303,423	155,924	0	0 5
6	71400 Student Body Education Program	52,400	52,400	0	0	0 6
7	71600 Adult Education Program	163,398	163,398	0	0	0 7
8	71900 Other	0	0	0	0	0 8
9	Support Services					9
10	72110 Attendance	102,376	102,376	0	0	0 10
11	72120 Health Services	33,797	33,797	0	0	0 11
12	72130 Other Student Support	823,361	778,201	45,160	0	0 12
13	72210 Regular Instruction Program	515,358	340,291	175,067	0	0 13
14	72220 Special Education Program	197,511	185,511	12,000	0	0 14
15	72230 Vocational Education Program	153,427	153,027	400	0	0 15
16	72260 Adult Education Program	7,000	7,000	0	0	0 16
17	72290 Other Programs	0	0	0	0	0 17
18	72310 Board of Education	722,655	570,424	8,721	43,509	0 18
19	72320 Office of Superintendent	328,919	337,959	950	0	0 19
20	72410 Office of Financial	2,853,373	2,374,433	3,503	0	0 20
21	72510 Fiscal Services	140,243	140,243	0	0	0 21
22	72610 Operation of Plant	2,704,081	2,704,081	0	0	0 22
23	72620 Maintenance of Plant	1,020,309	1,020,309	0	0	0 23
24	72710 Transportation	1,449,439	1,449,439	0	0	0 24
25	72810 Central and Other	1,100,683	1,100,683	0	0	0 25
26	Operation of Non-Instructional Services					26
27	73100 Food Service	3,382,265	1,510,943	0	3,382,265	0 27
28	73300 Community Services	333,317	333,317	0	0	0 28
29	76100 Regular Capital Outlay	249,320	249,320	0	0	0 29
30	81300 Education Debt Services	1,013,972	1,013,972	0	0	0 30
31	91300 Education Capital Projects	0	0	0	0	0 31
32	99000 Other Uses (Transfers)	28,672	0	28,672	0	0 32
33						33
34	TOTAL EXPENDITURES	50,930,402	44,875,885	2,628,752	3,425,765	0 35
35	*Check should be 0	0	0	0	0	0 36
36						37
37						38
38						39
39						40
40						

ACCOUNT NO.	REVENUES	(1) TOTAL ALL FUNDS	(2) GENERAL PURPOSE FUND 141	(3) FEDERAL PROJECTS FUND 142	(4) FOOD SERVICE FUND	(5) FUND
1	Local Taxes					1
2	40100 County Property Taxes					2
3	40110 Current Property Tax	9,267,984	9,267,984	0	0	3
4	40115 Discount on Property Taxes	0	0	0	0	4
5	40120 Trustee's Collections - Prior Year	210,000	210,000	0	0	5
6	40130 Circuit Clk./Clk. & Master Coll. - Prior Yr	47,000	47,000	0	0	6
7	40140 Interest & Penalty	30,000	30,000	0	0	7
8	40150 Pick-up Taxes	0	0	0	0	8
9	40161 Payments in Lieu of Taxes - T.V.A.	1,800	1,800	0	0	9
10	40162 Payments in Lieu of Taxes - Local Utilities	90,000	90,000	0	0	10
11	40163 Payments in Lieu of Taxes - Other	15,000	15,000	0	0	11
12	40200 County Local Option Taxes					12
13	40210 Local Option Sales Tax	7,594,717	7,594,717	0	0	13
14	40220 Hotel/Motel Tax	0	0	0	0	14
15	40230 Local Amusement Tax	0	0	0	0	15
16	40240 Wheel Tax	208,000	208,000	0	0	16
17	40270 Business Tax	0	0	0	0	17
18	40280 Mineral Severance Tax	0	0	0	0	18
19	40280 Other County Local Option Tax	0	0	0	0	19
20	40300 Statutory Local Taxes					20
21	40320 Bank Excise Tax	100,000	100,000	0	0	21
22	40330 Wholesale Beer Tax	0	0	0	0	22
23	40340 Coal Severance Tax	0	0	0	0	23
24	40390 Other Statutory Local Taxes	0	0	0	0	24
25						25
26	40100 Total County Taxes	17,594,501	17,594,501	0	0	26
27						27
28	40600 City/Special School District Property Taxes					28
29	40610 Current Property Tax	0	0	0	0	29
30	40620 Prior Year's Property Tax	0	0	0	0	30
31	40630 Interest & Penalty	0	0	0	0	31
32	40640 Pick-up Taxes	0	0	0	0	32
33	40650 Payments in Lieu of Taxes	0	0	0	0	33
34	40700 City Local Option Taxes					34
35	40710 Local Option Sales Tax	0	0	0	0	35
36	40720 Hotel/Motel Tax	0	0	0	0	36
37	40730 Local Amusement Tax	0	0	0	0	37
38	40740 Business Tax	0	0	0	0	38
39						39
40	40600 Total City/Special School District Property Taxes	0	0	0	0	40
41						41
42	40000 Total Local Taxes	17,564,501	17,564,501	0	0	42

ACCOUNT NO.	REVENUES	(1)	(2)	(3)	(4)	(5)
		TOTAL ALL FUNDS	GENERAL PURPOSE FUND 141	FEDERAL PROJECTS FUND 142	FOOD SERVICE FUND	FUND
1	41000 Licenses and Permits					1
2	41100 Licenses					2
3	41110 Marriage Licenses	0	0	0	0	3
4	41150 Mobile Home Licenses	0	0	0	0	4
5	41590 Other Permits	0	0	0	0	5
6						6
7	41000 Total Licenses and Permits	0	0	0	0	7
8						8
9	43000 Charges for Current Services					9
10	43500 Education Charges					10
11	43511 Tuition - Regular Day Students	0	0	0	0	11
12	43512 Tuition - Adult Education	0	0	0	0	12
13	43513 Tuition - Summer School	0	0	0	0	13
14	43515 Tuition - Other State Systems	0	0	0	0	14
15	43516 Tuition - Out of State Systems	0	0	0	0	15
16	43517 Tuition - Other	179,211	179,211	0	0	16
17	43521 Lunch Payments - Children	1,091,576	0	0	1,091,576	17
18	43522 Lunch Payments - Adults	125,930	0	0	125,930	18
19	43523 Income from Breakfast	91,316	0	0	91,316	19
20	43524 Special Milk Sales	0	0	0	0	20
21	43525 A la Carte Sales	453,000	0	0	453,000	21
22	43531 Transportation Other State Systems	1,000	1,000	0	0	22
23	43532 Transportation Out-of-State Systems	0	0	0	0	23
24	43541 Contract for Adm. Services With Other LEA's	0	0	0	0	24
25	43542 Contract for Inst. Services With Other LEA's	0	0	0	0	25
26	43570 Receipts from Individual Schools	85,000	85,000	0	0	26
27	43581 Community Service Fees - Children (Day Care)	0	0	0	0	27
28	43582 Community Service Fees - Adults	0	0	0	0	28
29	43590 Other Charges for Services	25,000	0	0	25,000	29
30						30
31	43000 Total Charges for Current Services	2,142,033	265,211	0	1,876,822	31
32						32
33						33
34						34
35						35
36						36
37						37
38						38
39						39
40						40

ACCOUNT NO.	REVENUES	(1) TOTAL ALL FUNDS	(2) GENERAL PURPOSE FUND 141	(3) FEDERAL PROJECTS FUND 142	(4) FOOD SERVICE FUND	(5) FUND
1	44000 Other Local Revenues					1
2	44100 Recurring Items					2
3	44110 Interest Earned	345,000	300,000	0	45,000	3
4	44120 Lease/Rentals	8,500	8,500	0	0	4
5	44130 Sale of Materials & Supplies	0	0	0	0	5
6	44160 Retirees' Insurance Payments	0	0	0	0	6
7	44170 Miscellaneous Refunds	0	0	0	0	7
8						8
9	44500 Nonrecurring Items					9
10	44510 Accrued Interest on Debt Issues	0	0	0	0	10
11	44520 Insurance Recovery	397,904	397,904	0	0	11
12	44530 Sale of Equipment	4,000	4,000	0	0	12
13	44540 Sale of Property	0	0	0	0	13
14	44550 Resale of Materials - T & I House	0	0	0	0	14
15	44560 Damages Recovered from Individuals	500	500	0	0	15
16	44570 Contributions & Gifts	0	0	0	0	16
17	44990 Other Local Revenue	2,000	2,000	0	0	17
18						18
19	44000 Total Other Local Revenue	757,904	710,904	0	45,000	19
20						20
21						21
22						22
23						23
24						24
25						25
26						26
27						27
28						28
29						29
30						30
31						31
32						32
33						33
34						34
35						35
36						36
37						37
38						38
39						39
40						40

ACCOUNT NO.	REVENUES	(1) TOTAL ALL FUNDS	(2) GENERAL PURPOSE FUND 141	(3) FEDERAL PROJECTS FUND 142	(4) FOOD SERVICE FUND	(5) FUND
1	46000 State of Tennessee					1
2	46000 State Education Funds					2
3	46001 Basic Education Program	21,282,762	21,282,762	0	0	3
4	46020 School Food Service	111,398	55,698	0	55,698	4
5	46050 Driver Education	25,410	25,410	0	0	5
6	46070 Literacy Coordinator	0	0	0	0	6
7	46090 Other State Education Funds	168,988	168,988	0	0	7
8	46610 Career Ladder	903,560	903,560	0	0	8
9	46611 Career Ladder Evaluators and Special Contracts	0	0	0	0	9
10	46612 Career Ladder - Extended Contract	261,475	261,475	0	0	10
11	46720 Vocational Disadvantaged (V.I.P.)	0	0	0	0	11
12	46750 Vocational Workstudy	13,575	13,575	0	0	12
13	46760 Adult Vocational	4,480	4,480	0	0	13
14	46790 Other Vocational	0	0	0	0	14
15						15
16	46500 Total State Education Funds	22,771,646	22,715,948	0	55,698	16
17						17
18	46800 Other State Revenues					18
19	46020 Income Tax	0	0	0	0	19
20	46030 Beer Tax	0	0	0	0	20
21	46060 Mixed Drink Tax	20,000	20,000	0	0	21
22	46851 State Revenue Sharing - TVA	0	0	0	0	22
23	46980 Other State Grants	132,754	132,754	0	0	23
24	46990 Other State Revenues	116,575	116,575	0	0	24
25						25
26	46800 Total Other State Revenues	269,339	269,339	0	0	26
27						27
28						28
29						29
30						30
31						31
32						32
33						33
34						34
35						35
36						36
37						37
38						38
39						39
40						40

ACCOUNT NO.	REVENUES	(1) TOTAL ALL FUNDS	(2) GENERAL PURPOSE FUND 141	(3) FEDERAL PROJECTS FUND 142	(4) FOOD SERVICE FUND	(5) FUND
1	47000 Federal Government					1
2	47100 Federal through State					2
3	47111 USDA School Lunch Program	2,201,918	1,100,959	0	1,100,959	0 3
4	47113 Breakfast	696,572	347,286	0	347,286	0 4
5	47114 USDA - Other	0	0	0	0	0 5
6	47120 Adult Basic Education	50,000	50,000	0	0	0 6
7	47131 Vocational Program Improvement	159,041	0	159,041	0	0 7
8	47132 Vocational Consumer and Homemaking	0	0	0	0	0 8
9	47133 Vocational Sex Bias	0	0	0	0	0 9
10	47134 Vocational Displaced Homemakers	0	0	0	0	0 10
11	47135 Community Based Organizations	0	0	0	0	0 11
12	47139 Other Vocational	0	0	0	0	0 12
13	47141 Title I	1,152,128	0	1,152,128	0	0 13
14	47142 Title VI	52,189	0	52,189	0	0 14
15	47143 Education of the Handicapped Act - IDEA	0	0	0	0	0 15
16	47144 Community Based Organizations	0	0	0	0	0 16
17	47145 Title III	0	0	0	0	0 17
18	47146 Title XX	0	0	0	0	0 18
19	47147 Job Training Partnership Act	280,270	0	280,270	0	0 19
20	47600 Other Federal Through State	109,230	68,693	70,000	0	0 20
21						21
22	47100 Total Federal Through State	5,768,940	1,691,943	2,623,752	1,448,245	0 22
23						23
24						24
25						25
26	47600 Direct Federal Revenues					26
27	47630 Public Law 874 - Maintenance & Operation	0	0	0	0	0 27
28	47640 ROTC Reimbursement	0	0	0	0	0 28
29	47650 Energy Grant	0	0	0	0	0 29
30	47670 Title VII - Bilingual Education	0	0	0	0	0 30
31	47990 Other Direct Federal Revenues	26,667	26,667	0	0	0 31
32						32
33	47600 Total Direct Federal Government	26,667	26,667	0	0	0 33
34						34
35	47000 Total Federal Government	5,795,607	1,718,610	2,623,752	1,448,245	0 35
36						36
37	47000 Total Federal Government	5,795,607	1,718,610	2,623,752	1,448,245	0 37
38						38
39						39
40						40

ACCOUNT NO.	REVENUES	(1)	(2)	(3)	(4)	(5)	
		TOTAL ALL FUNDS	GENERAL PURPOSE FUND 141	FEDERAL PROJECTS FUND 142	FOOD SERVICE FUND	FUND	
1 49000	Other Sources						1
2 49100	Bond Proceeds	0	0	0	0	0	2
3 49200	Note Proceeds	0	0	0	0	0	3
4 49300	Proceeds from Capitalized Lease Obligations	0	0	0	0	0	4
5 49400	Proceeds of Refunding Bonds	0	0	0	0	0	5
6 49800	Operating Transfers (complete schedule below)	39,677	39,677	0	0	0	6
7 49810	City General Fund Transfers (complete schedule below)	0	0	0	0	0	7
8 49900	Residual Equity Transfers (complete schedule below)	0	0	0	0	0	8
9							9
10							10
11 49000	Total Other Sources	39,677	39,677	0	0	0	11
12							12
13							13
14 14100	TOTAL REVENUES AND OTHER SOURCES	49,340,767	43,286,250	2,628,752	3,425,765	0	14
15							15
16							16
17							17

SCHEDULE OF TRANSFERS

FUND #	PURPOSE	FROM FUND	TO FUND	AMOUNT
20				
21				
22				\$
23				\$
24				\$
25				\$
26				\$
27				\$
28				\$
29				\$
30				\$
31				\$
32				\$
33				\$
34				\$
35				\$
36				\$
37				\$
38				\$
39				\$
40				\$

	ACCOUNT NO.	RESERVES AND/OR FUND BALANCES BEGINNING-OF-YEAR	(1) TOTAL ALL FUNDS	(2) GENERAL PURPOSE FUND 141	(3) FEDERAL PROJECTS FUND 142	(4) FOOD SERVICE FUND	(5) FUND
1	34000	RESERVES AND/OR FUND BALANCE 6/30/1999					1
2							2
3		LOCAL RESERVES					3
4	34210	Reserved for Unemployment Compensation	0	0	0	0	4
5	34220	Reserved for Vocational Projects	0	0	0	0	5
6	34230	Reserved for Food Service.	0	0	0	0	6
7	34250	Reserved for Vocational Building Maintenance	0	0	0	0	7
8	34290	Other Local Education Reserves	0	0	0	0	8
9							9
10		STATE RESERVES					10
11	34340	Reserved for Driver Education.	0	0	0	0	11
12	34379	Reserved for Career Ladder Extended Contract	0	0	0	0	12
13	34380	Reserved for Career Ladder Program	0	0	0	0	13
14	34381	Reserved for BEP Classroom	0	0	0	0	14
15	34382	Reserved for BEP Non-Classroom	0	0	0	0	15
16	34383	Reserved for Technology.	0	0	0	0	16
17	34384	Reserved for Education Edge.	0	0	0	0	17
18	34390	Other State Education Reserves	0	0	0	0	18
19							19
20		FEDERAL RESERVES					20
21	34410	Reserved for Title I	0	0	0	0	21
22	34420	Reserved for Title VI.	0	0	0	0	22
23	34430	Reserved for Education Handicapped Act - Fed.	0	0	0	0	23
24	34440	Other Federal Reserves	0	0	0	0	24
25							25
26		DESIGNATED FUND BALANCE					26
27	35110	Designated for Purpose #1.	35,036	35,036	0	0	27
28	35120	Designated for Purpose #2.	0	0	0	0	28
29	35130	Designated for Purpose #3.	0	0	0	0	29
30	35140	Designated for Purpose #4.	0	0	0	0	30
31	35150	Designated for Purpose #5.	0	0	0	0	31
32							32
33	39000	Undesignated Fund Balance.	1,554,599	1,554,599	0	0	33
34							34
35	36000	TOTAL RESERVES AND/OR FUND BALANCES 6/30/1999	1,589,635	1,589,635	0	0	35
36							36
37		TOTAL AVAILABLE FUNDS	50,930,402	44,875,885	2,628,752	3,425,765	37
38							38
39							39
40							40

ACCOUNT NO.	EXPENDITURES	(1)	(2)	(3)	(4)	(5)
		TOTAL ALL FUNDS	GENERAL PURPOSE FUND 141	FEDERAL PROJECTS FUND 142	FOOD SERVICE FUND	FUND
1	INSTRUCTION - 71000					1
2	REGULAR INSTRUCTION PROGRAM (71100)					2
3	71100 116 Teachers	17,067,424	16,417,334	650,090	0	0 3
4	71100 117 Career Ladder Program	508,000	508,000	0	0	0 4
5	71100 127 Career Ladder Extended Contracts	199,500	198,500	0	0	0 5
6	71100 128 Homebound Teachers	0	0	0	0	0 6
7	71100 162 Clerical Personnel	0	0	0	0	0 7
8	71100 163 Educational Assistants	692,809	622,403	70,406	0	0 8
9	71100 189 Other Salaries & Wages	476,807	265,147	211,660	0	0 9
10	71100 195 Substitute Teachers	210,760	182,760	28,000	0	0 10
11	71100 201 Social Security	1,181,410	1,124,152	57,258	0	0 11
12	71100 204 State Retirement	1,012,571	973,866	38,705	0	0 12
13	71100 206 Life Insurance	22,237	21,136	1,101	0	0 13
14	71100 207 Medical Insurance	1,750,099	1,667,667	82,432	0	0 14
15	71100 208 Dental Insurance	0	0	0	0	0 15
16	71100 210 Unemployment Compensation	7,932	7,452	480	0	0 16
17	71100 212 Employer Medicare	277,144	262,662	14,482	0	0 17
18	71100 299 Other Fringe Benefits	0	0	0	0	0 18
19	71100 336 Maintenance & Repair Services - Equipment	0	0	0	0	0 19
20	71100 356 Tuition	0	0	0	0	0 20
21	71100 399 Other Contracted Services	229,763	107,890	121,873	0	0 21
22	71100 429 Instructional Supplies & Materials	326,956	326,966	0	0	0 22
23	71100 449 Textbooks	386,658	386,658	0	0	0 23
24	71100 499 Other Supplies & Materials	14,000	14,000	0	0	0 24
25	71100 599 Other Charges	131,800	131,800	0	0	0 25
26	71100 722 Regular Instruction Equipment	574,490	525,604	48,886	0	0 26
27						27
28						28
29	71100 TOTAL EXPEND. FOR REGULAR INSTR. PROGRAM	25,069,370	23,743,997	1,325,373	0	0 29
30						30
31						31
32						32
33						33
34						34
35						35
36						36
37						37
38						38
39						39
40						40

ACCOUNT NO.	EXPENDITURES	(1) TOTAL ALL FUNDS	(2) GENERAL PURPOSE FUND 141	(3) FEDERAL PROJECTS FUND 142	(4) FOOD SERVICE FUND	(5) FUND	
1	INSTRUCTION - 71000						1
2	SPECIAL EDUCATION PROGRAM (71200)						2
3	71200 116 Teachers	2,441,924	2,441,924	0	0	0	3
4	71200 117 Career Ladder Program	61,500	61,500	0	0	0	4
5	71200 127 Career Ladder Extended Contracts	12,000	12,000	0	0	0	5
6	71200 128 Homebound Teachers	0	0	0	0	0	6
7	71200 162 Clerical Personnel	193,232	193,232	0	0	0	7
8	71200 163 Educational Assistants	542,155	0	542,155	0	0	8
9	71200 189 Other Salaries & Wages	0	0	0	0	0	9
10	71200 195 Substitute Teachers	37,390	27,870	9,520	0	0	10
11	71200 201 Social Security	203,654	169,448	34,206	0	0	11
12	71200 204 State Retirement	155,599	141,553	14,046	0	0	12
13	71200 206 Life Insurance	4,859	3,386	1,473	0	0	13
14	71200 207 Medical Insurance	387,539	283,619	103,920	0	0	14
15	71200 208 Dental Insurance	0	0	0	0	0	15
16	71200 210 Unemployment Compensation	1,558	1,108	450	0	0	16
17	71200 212 Employer Medicare	47,214	39,225	7,989	0	0	17
18	71200 299 Other Fringe Benefits	0	0	0	0	0	18
19	71200 310 Contracts W/Other Public Agencies	0	0	0	0	0	19
20	71200 311 Contracts W/Other School Systems	0	0	0	0	0	20
21	71200 312 Contracts W/Private Agencies	0	0	0	0	0	21
22	71200 336 Maintenance & Repair Services - Equipment	0	0	0	0	0	22
23	71200 356 Tuition	0	0	0	0	0	23
24	71200 399 Other Contracted Services	536,101	407,268	128,833	0	0	24
25	71200 429 Instructional Supplies & Materials	29,015	29,015	0	0	0	25
26	71200 449 Textbooks	6,000	6,000	0	0	0	26
27	71200 499 Other Supplies & Materials	0	0	0	0	0	27
28	71200 599 Other Charges	0	0	0	0	0	28
29	71200 725 Special Education Equipment	56,120	31,120	25,000	0	0	29
30							30
31	71200 TOTAL EXPEND. FOR SPECIAL EDUC. PROGRAM	4,715,860	3,848,268	867,592	0	0	31
32							32
33							33
34							34
35							35
36							36
37							37
38							38
39							39
40							40

		(1)	(2)	(3)	(4)	(5)	
ACCOUNT NO.	EXPENDITURES	TOTAL ALL FUNDS	GENERAL PURPOSE FUND 141	FEDERAL PROJECTS FUND 142	FOOD SERVICE FUND	FUND	
1	INSTRUCTION - 71000						1
2	VOCATIONAL EDUCATION PROGRAM (71300)						2
3	71300 116 Teachers	1,730,175	1,664,098	66,077	0	0	3
4	71300 117 Career Ladder Program	52,200	52,200	0	0	0	4
5	71300 127 Career Ladder Extended Contracts	14,600	14,600	0	0	0	5
6	71300 162 Clerical Personnel	0	0	0	0	0	6
7	71300 163 Educational Assistants	30,589	0	30,589	0	0	7
8	71300 189 Other Salaries & Wages	0	0	0	0	0	8
9	71300 195 Substitute Teachers	17,640	17,640	0	0	0	9
10	71300 201 Social Security	114,403	108,410	5,993	0	0	10
11	71300 204 State Retirement	98,943	94,680	4,263	0	0	11
12	71300 206 Life Insurance	2,142	1,992	150	0	0	12
13	71300 207 Medical Insurance	164,608	153,777	10,831	0	0	13
14	71300 208 Dental Insurance	0	0	0	0	0	14
15	71300 210 Unemployment Compensation	694	650	44	0	0	15
16	71300 212 Employer Medicare	26,742	25,340	1,402	0	0	16
17	71300 299 Other Fringe Benefits	0	0	0	0	0	17
18	71300 311 Contracts W/Other School Systems	0	0	0	0	0	18
19	71300 336 Maintenance & Repair Services - Equipment	0	0	0	0	0	19
20	71300 356 Tuition	0	0	0	0	0	20
21	71300 399 Other Contracted Services	0	0	0	0	0	21
22	71300 429 Instructional Supplies & Materials	100,500	100,000	500	0	0	22
23	71300 449 Textbooks	0	0	0	0	0	23
24	71300 499 Other Supplies & Materials	14,000	14,000	0	0	0	24
25	71300 599 Other Charges	0	0	0	0	0	25
26	71300 730 Vocational Instruction Equipment	142,111	106,036	36,075	0	0	26
27							27
28							28
29	71300 TOTAL EXPEND. FOR VOCATIONAL ED. PROGRAM	2,509,347	2,353,423	155,924	0	0	29
30							30
31							31
32							32
33							33
34							34
35							35
36							36
37							37
38							38
39							39
40							40

ACCOUNT NO.	EXPENDITURES	(1) TOTAL ALL FUNDS	(2) GENERAL PURPOSE FUND 141	(3) FEDERAL PROJECTS FUND 142	(4) FOOD SERVICE FUND	(5) FUND
1	INSTRUCTION - 71000					1
2	STUDENT BODY EDUCATION PROGRAM (71400)					2
3						3
4	71400 189 Other Salaries & Wages	0	0	0	0	0 4
5	71400 201 Social Security	0	0	0	0	0 5
6	71400 204 State Retirement	0	0	0	0	0 6
7	71400 206 Life Insurance	0	0	0	0	0 7
8	71400 207 Medical Insurance	0	0	0	0	0 8
9	71400 208 Dental Insurance	0	0	0	0	0 9
10	71400 210 Unemployment Compensation	0	0	0	0	0 10
11	71400 212 Employer Medicare	0	0	0	0	0 11
12	71400 299 Other Fringe Benefits	900	900	0	0	0 12
13	71400 399 Other Contracted Services	18,000	18,000	0	0	0 13
14	71400 429 Instructional Supplies and Materials	0	0	0	0	0 14
15	71400 449 Textbooks	0	0	0	0	0 15
16	71400 499 Other Supplies & Materials	12,500	12,500	0	0	0 16
17	71400 599 Other Charges	21,000	21,000	0	0	0 17
18	71400 790 Other Equipment	0	0	0	0	0 18
19						19
20	71400 TOTAL EXPEND. FOR STUDENT BODY ED. PROG.	52,400	52,400	0	0	0 20
21						21
22						22
23						23
24						24
25						25
26						26
27						27
28						28
29						29
30						30
31						31
32						32
33						33
34						34
35						35
36						36
37						37
38						38
39						39
40						40

ACCOUNT NO.	EXPENDITURES	(1) TOTAL ALL FUNDS	(2) GENERAL PURPOSE FUND 141	(3) FEDERAL PROJECTS FUND 142	(4) FOOD SERVICE FUND	(5) FUND
1	INSTRUCTION - 71000					1
2	ADULT EDUCATION PROGRAM (71600)					2
3	71600 116 Teachers	91,725	91,725	0	0	0 3
4	71600 117 Career Ladder Program	1,000	1,000	0	0	0 4
5	71600 127 Career Ladder Extended Contracts	0	0	0	0	0 5
6	71600 189 Other Salaries & Wages	38,811	38,811	0	0	0 6
7	71600 201 Social Security	8,155	8,155	0	0	0 7
8	71600 204 State Retirement	5,342	5,342	0	0	0 8
9	71600 206 Life Insurance	122	122	0	0	0 9
10	71600 207 Medical Insurance	7,359	7,359	0	0	0 10
11	71600 208 Dental Insurance	0	0	0	0	0 11
12	71600 210 Unemployment Compensation	95	95	0	0	0 12
13	71600 212 Employer Medicare	1,907	1,907	0	0	0 13
14	71600 299 Other Fringe Benefits	0	0	0	0	0 14
15	71600 336 Maintenance & Repair Services - Equipment	0	0	0	0	0 15
16	71600 399 Other Contracted Services	0	0	0	0	0 16
17	71600 429 Instructional Supplies and Materials	8,000	8,000	0	0	0 17
18	71600 449 Textbooks	0	0	0	0	0 18
19	71600 499 Other Supplies & Materials	882	882	0	0	0 19
20	71600 599 Other Charges	0	0	0	0	0 20
21	71600 790 Other Equipment	0	0	0	0	0 21
22						22
23	71600 TOTAL EXPENDITURES FOR ADULT ED. PROGRAM	163,398	163,398	0	0	0 23
24						24
25						25
26						26
27	INSTRUCTION - 71000					27
28	OTHER (71900)					28
29						29
30	71900 448 T & I Construction Materials	0	0	0	0	0 30
31	71900 599 Other Charges	0	0	0	0	0 31
32						32
33	71900 TOTAL EXPENDITURES FOR OTHER	0	0	0	0	0 33
34						34
35	71000 TOTAL INSTRUCTIONAL EXPENDITURES	32,510,375	30,161,486	2,348,869	0	0 35
36						36
37						37
38						38
39						39
40						40

ACCOUNT NO.	EXPENDITURES	(1) TOTAL ALL FUNDS	(2) GENERAL PURPOSE FUND 141	(3) FEDERAL PROJECTS FUND 142	(4) FOOD SERVICE FUND	(5) FUND
1	SUPPORT SERVICES - 72000					1
2	STUDENTS (72100)					2
3	ATTENDANCE (72110)					3
4						4
5	72110 105 Supervisor/Director	0	0	0	0	0 5
6	72110 117 Career Ladder Program	2,000	2,000	0	0	0 6
7	72110 127 Career Ladder Extended Contracts	0	0	0	0	0 7
8	72110 130 Social Workers	37,726	37,726	0	0	0 8
9	72110 162 Clerical Personnel	40,503	40,503	0	0	0 9
10	72110 189 Other Salaries & Wages	0	0	0	0	0 10
11	72110 201 Social Security	4,975	4,975	0	0	0 11
12	72110 204 State Retirement	3,223	3,223	0	0	0 12
13	72110 206 Life Insurance	123	123	0	0	0 13
14	72110 207 Medical Insurance	8,675	8,675	0	0	0 14
15	72110 208 Dental Insurance	0	0	0	0	0 15
16	72110 210 Unemployment Compensation	36	36	0	0	0 16
17	72110 212 Employer Medicare	1,165	1,165	0	0	0 17
18	72110 299 Other Fringe Benefits	0	0	0	0	0 18
19	72110 336 Maintenance & Repair Services - Equipment	0	0	0	0	0 19
20	72110 355 Travel	1,400	1,400	0	0	0 20
21	72110 399 Other Contracted Services	0	0	0	0	0 21
22	72110 499 Other Supplies & Materials	0	0	0	0	0 22
23	72110 599 Other Charges	0	0	0	0	0 23
24	72110 704 Attendance Equipment	2,550	2,550	0	0	0 24
25						25
26						25
27	72110 TOTAL EXPENDITURES FOR ATTENDANCE	102,376	102,376	0	0	0 27
28						28
29						29
30						30
31						31
32						32
33						33
34						34
35						35
36						36
37						37
38						38
39						39
40						40

ACCOUNT NO.	EXPENDITURES	(1)	(2)	(3)	(4)	(5)
		TOTAL ALL FUNDS	GENERAL PURPOSE FUND 141	FEDERAL PROJECTS FUND 142	FOOD SERVICE FUND	FUND
1	SUPPORT SERVICES - 72000					1
2	STUDENTS (72100)					2
3	HEALTH SERVICES (72120)					3
4						4
5	72120 131 Medical Personnel	21,735	21,735	0	0	0 5
6	72120 189 Other Salaries & Wages	0	0	0	0	0 6
7	72120 201 Social Security	1,348	1,348	0	0	0 7
8	72120 204 State Retirement	563	563	0	0	0 8
9	72120 206 Life Insurance	41	41	0	0	0 9
10	72120 207 Medical Insurance	4,783	4,783	0	0	0 10
11	72120 208 Dental Insurance	0	0	0	0	0 11
12	72120 210 Unemployment Compensation	12	12	0	0	0 12
13	72120 212 Employer Medicare	315	315	0	0	0 13
14	72120 299 Other Fringe Benefits	0	0	0	0	0 14
15	72120 336 Maintenance & Repair Services - Equipment	0	0	0	0	0 15
16	72120 355 Travel	0	0	0	0	0 16
17	72120 399 Other Contracted Services	0	0	0	0	0 17
18	72120 413 Drugs & Medical Supplies	5,000	5,000	0	0	0 18
19	72120 499 Other Supplies & Materials	0	0	0	0	0 19
20	72120 599 Other Charges	0	0	0	0	0 20
21	72120 735 Health Equipment	0	0	0	0	0 21
22						22
23						23
24	72120 TOTAL EXPENDITURES FOR HEALTH SERVICES	33,797	33,797	0	0	0 24
25						25
26						26
27						27
28						28
29						29
30						30
31						31
32						32
33						33
34						34
35						35
36						36
37						37
38						38
39						39
40						40

ACCOUNT NO.	EXPENDITURES	(1) TOTAL ALL FUNDS	(2) GENERAL PURPOSE FUND 141	(3) FEDERAL PROJECTS FUND 142	(4) FOOD SERVICE FUND	(5) FUND
1	SUPPORT SERVICES - 72000					1
2	STUDENTS (72100)					2
3	OTHER STUDENT SUPPORT (72130)					3
4	72130 117 Career Ladder Program	18,000	18,000	0	0	4
5	72130 123 Guidance Personnel	593,220	593,220	0	0	5
6	72130 124 Psychological Personnel	0	0	0	0	6
7	72130 127 Career Ladder - Extended Contracts	0	0	0	0	7
8	72130 130 Social Workers	0	0	0	0	8
9	72130 135 Assessment Personnel	0	0	0	0	9
10	72130 161 Secretary(s)	0	0	0	0	10
11	72130 162 Clerical Personnel	0	0	0	0	11
12	72130 164 Attendants	0	0	0	0	12
13	72130 189 Other Salaries & Wages	37,940	5,280	32,660	0	13
14	72130 201 Social Security	38,961	38,961	0	0	14
15	72130 204 State Retirement	34,086	34,086	0	0	15
16	72130 206 Life Insurance	653	653	0	0	16
17	72130 207 Medical Insurance	54,885	54,885	0	0	17
18	72130 208 Dental Insurance	0	0	0	0	18
19	72130 210 Unemployment Compensation	203	203	0	0	19
20	72130 212 Employer Medicare	9,113	9,113	0	0	20
21	72130 299 Other Fringe Benefits	0	0	0	0	21
22	72130 322 Evaluation & Testing	23,800	23,800	0	0	22
23	72130 336 Maintenance & Repair Services - Equipment	0	0	0	0	23
24	72130 355 Travel	500	0	500	0	24
25	72130 399 Other Contracted Services	0	0	0	0	25
26	72130 499 Other Supplies & Materials	0	0	0	0	26
27	72130 599 Other Charges	12,000	0	12,000	0	27
28	72130 790 Other Equipment	0	0	0	0	28
29						29
30						30
31	72130 TOTAL EXPEND. FOR OTHER STUDENT SUPPORT	823,361	778,201	45,160	0	31
32						32
33						33
34						34
35						35
36						36
37						37
38						38
39						39
40						40

ACCOUNT NO.	EXPENDITURES	(1)	(2)	(3)	(4)	(5)
		TOTAL ALL FUNDS	GENERAL PURPOSE FUND 141	FEDERAL PROJECTS FUND 142	FOOD SERVICE FUND	FUND
1	SUPPORT SERVICES - 72000					1
2	INSTRUCTIONAL STAFF (72200)					2
3	REGULAR INSTRUCTION PROGRAM (72210)					3
4						4
5	72210 105 Supervisor/Director	106,496	60,785	45,681	0	0 5
6	72210 117 Career Ladder Program	2,000	2,000	0	0	0 6
7	72210 126 Career Ladder Evaluators	0	0	0	0	0 7
8	72210 127 Career Ladder Extended Contracts	0	0	0	0	0 8
9	72210 129 Librarian(s)	0	0	0	0	0 9
10	72210 132 Material Supervisor(s)	0	0	0	0	0 10
11	72210 136 Audiovisual Personnel	0	0	0	0	0 11
12	72210 137 Education Media Personnel	0	0	0	0	0 12
13	72210 138 Instructional Computer Personnel	0	0	0	0	0 13
14	72210 161 Secretary(s)	2,156	0	2,156	0	0 14
15	72210 162 Clerical Personnel	0	0	0	0	0 15
16	72210 163 Educational Assistants	0	0	0	0	0 16
17	72210 189 Other Salaries & Wages	94,219	43,955	50,264	0	0 17
18	72210 196 In-Service Training	50,000	50,000	0	0	0 18
19	72210 201 Social Security	12,720	6,619	6,101	0	0 19
20	72210 204 State Retirement	9,139	4,574	4,615	0	0 20
21	72210 206 Life Insurance	271	168	103	0	0 21
22	72210 207 Medical Insurance	17,678	10,700	6,978	0	0 22
23	72210 208 Dental Insurance	0	0	0	0	0 23
24	72210 210 Unemployment Compensation	106	60	46	0	0 24
25	72210 212 Employer Medicare	2,573	1,549	1,424	0	0 25
26	72210 299 Other Fringe Benefits	0	0	0	0	0 26
27	72210 308 Consultants	4,675	4,675	0	0	0 27
28	72210 336 Maintenance & Repair Services - Equipment	0	0	0	0	0 28
29	72210 355 Travel	24,307	16,665	7,642	0	0 29
30	72210 399 Other Contracted Services	0	0	0	0	0 30
31	72210 432 Library Books/Media	43,650	43,650	0	0	0 31
32	72210 437 Periodicals	0	0	0	0	0 32
33	72210 457 In-Service/Staff Development	74,067	32,500	41,557	0	0 33
34	72210 499 Other Supplies & Materials	49,309	40,809	8,500	0	0 34
35	72210 599 Other Charges	11,350	11,350	0	0	0 35
36	72210 790 Other Equipment	10,232	10,232	0	0	0 36
37						37
38						38
39	72210 TOTAL EXPENDITURES FOR REGULAR INST. PROG.	515,358	340,291	175,067	0	0 39
40						40

ACCOUNT NO.	EXPENDITURES	(1) TOTAL ALL FUNDS	(2) GENERAL PURPOSE FUND 141	(3) FEDERAL PROJECTS FUND 142	(4) FOOD SERVICE FUND	(5) FUND
1	SUPPORT SERVICES - 72000					1
2	INSTRUCTIONAL STAFF (72200)					2
3	SPECIAL EDUCATION PROGRAM (72220)					3
4						4
5	72220 105 Supervisor/Director	53,610	53,610	0	0	0 5
6	72220 117 Career Ladder Program	3,000	3,000	0	0	0 6
7	72220 124 Psychological Personnel	0	0	0	0	0 7
8	72220 126 Career Ladder Evaluators	0	0	0	0	0 8
9	72220 127 Career Ladder Extended Contracts	0	0	0	0	0 9
10	72220 135 Assessment Personnel	0	0	0	0	0 10
11	72220 161 Secretary(s)	45,627	45,627	0	0	0 11
12	72220 162 Clerical Personnel	16,100	16,100	0	0	0 12
13	72220 189 Other Salaries & Wages	1,655	1,655	0	0	0 13
14	72220 196 In-Service Training	0	0	0	0	0 14
15	72220 201 Social Security	7,441	7,441	0	0	0 15
16	72220 204 State Retirement	4,703	4,703	0	0	0 16
17	72220 206 Life Insurance	171	171	0	0	0 17
18	72220 207 Medical Insurance	9,020	9,020	0	0	0 18
19	72220 208 Dental Insurance	0	0	0	0	0 19
20	72220 210 Unemployment Compensation	49	49	0	0	0 20
21	72220 212 Employer Medicare	1,718	1,718	0	0	0 21
22	72220 299 Other Fringe Benefits	0	0	0	0	0 22
23	72220 308 Consultants	1,000	1,000	0	0	0 23
24	72220 336 Maintenance & Repair Services - Equipment	1,500	1,500	0	0	0 24
25	72220 355 Travel	11,817	11,817	0	0	0 25
26	72220 399 Other Contracted Services	7,734	7,734	0	0	0 26
27	72220 457 In-Service/Staff Development	15,000	3,000	12,000	0	0 27
28	72220 499 Other Supplies & Materials	6,500	6,500	0	0	0 28
29	72220 599 Other Charges	8,366	8,366	0	0	0 29
30	72220 790 Other Equipment	2,500	2,500	0	0	0 30
31						0 31
32	72220 TOTAL EXPEND. FOR SPECIAL EDUCATION PROG.	197,811	185,511	12,000	0	0 32
33						33
34						34
35						35
36						36
37						37
38						38
39						39
40						40

ACCOUNT NO.	EXPENDITURES	(1) TOTAL ALL FUNDS	(2) GENERAL PURPOSE FUND 141	(3) FEDERAL PROJECTS FUND 142	(4) FOOD SERVICE FUND	(5) FUND
1	SUPPORT SERVICES - 72000					1
2	INSTRUCTIONAL STAFF (72200)					2
3	VOCATIONAL EDUCATION (72230)					3
4						4
5	72230 105 Supervisor/Director	50,817	50,817	0	0	0 5
6	72230 117 Career Ladder Program	1,000	1,000	0	0	0 6
7	72230 126 Career Ladder Evaluators	0	0	0	0	0 7
8	72230 127 Career Ladder Extended Contracts	0	0	0	0	0 8
9	72230 161 Secretary(s)	23,600	23,600	0	0	0 9
10	72230 162 Clerical Personnel	0	0	0	0	0 10
11	72230 189 Other Salaries & Wages	0	0	0	0	0 11
12	72230 196 In-Service Training	38,189	38,189	0	0	0 12
13	72230 201 Social Security	7,045	7,045	0	0	0 13
14	72230 204 State Retirement	5,536	5,536	0	0	0 14
15	72230 206 Life Insurance	82	82	0	0	0 15
16	72230 207 Medical Insurance	4,785	4,785	0	0	0 16
17	72230 208 Dental Insurance	0	0	0	0	0 17
18	72230 210 Unemployment Compensation	24	24	0	0	0 18
19	72230 212 Employer Medicare	1,649	1,649	0	0	0 19
20	72230 299 Other Fringe Benefits	0	0	0	0	0 20
21	72230 308 Consultants	0	0	0	0	0 21
22	72230 336 Maintenance & Repair Services - Equipment	0	0	0	0	0 22
23	72230 355 Travel	15,900	15,500	400	0	0 23
24	72230 399 Other Contracted Services	0	0	0	0	0 24
25	72230 457 In-Service/Staff Development	0	0	0	0	0 25
26	72230 499 Other Supplies & Materials	0	0	0	0	0 26
27	72230 599 Other Charges	4,800	4,800	0	0	0 27
28	72230 790 Other Equipment	0	0	0	0	0 28
29						29
30	72230 TOTAL EXPENDITURES FOR VOCATIONAL EDUC.	153,427	153,027	400	0	0 30
31						31
32						32
33						33
34						34
35						35
36						36
37						37
38						38
39						39
40						40

ACCOUNT NO.	EXPENDITURES	(1) TOTAL ALL FUNDS	(2) GENERAL PURPOSE FUND 141	(3) FEDERAL PROJECTS FUND 142	(4) FOOD SERVICE FUND	(5) FUND	
1	SUPPORT SERVICES - 72000						1
2	INSTRUCTIONAL STAFF (72200)						2
3	ADULT PROGRAM (72260)						3
4							4
5	72260 105 Supervisor/Director	5,000	5,000	0	0	0	5
6	72260 117 Career Ladder Program	0	0	0	0	0	6
7	72260 127 Career Ladder Extended Contracts.....	0	0	0	0	0	7
8	72260 162 Clerical Personnel.....	0	0	0	0	0	8
9	72260 189 Other Salaries & Wages.....	0	0	0	0	0	9
10	72260 196 In-Service Training	0	0	0	0	0	10
11	72260 201 Social Security	0	0	0	0	0	11
12	72260 204 State Retirement.....	0	0	0	0	0	12
13	72260 206 Life Insurance.....	0	0	0	0	0	13
14	72260 207 Medical Insurance	0	0	0	0	0	14
15	72260 208 Dental Insurance.....	0	0	0	0	0	15
16	72260 210 Unemployment Compensation	0	0	0	0	0	16
17	72260 212 Employer Medicare.....	0	0	0	0	0	17
18	72260 299 Other Fringe Benefits	0	0	0	0	0	18
19	72260 336 Maintenance & Repair Services - Equipment	0	0	0	0	0	19
20	72260 355 Travel.....	1,500	1,500	0	0	0	20
21	72260 399 Other Contracted Services	0	0	0	0	0	21
22	72260 457 In-Service/Staff Development.....	0	0	0	0	0	22
23	72260 499 Other Supplies & Materials.....	0	0	0	0	0	23
24	72260 599 Other Charges	500	500	0	0	0	24
25	72260 790 Other Equipment	0	0	0	0	0	25
26							26
27	72260 TOTAL EXPEND. FOR ADULT EDUCATION PROG.	7,000	7,000	0	0	0	27
28							28
29	SUPPORT SERVICES - 72000						29
30	INSTRUCTIONAL STAFF (72200)						30
31	OTHER PROGRAMS (72290)						31
32							32
33	72290 599 Other Charges	0	0	0	0	0	33
34							34
35	72290 TOTAL EXPENDITURES FOR OTHER PROGRAMS	0	0	0	0	0	35
36							36
37							37
38							38
39							39
40							40

ACCOUNT NO.	EXPENDITURES	(1) TOTAL ALL FUNDS	(2) GENERAL PURPOSE FUND 141	(3) FEDERAL PROJECTS FUND 142	(4) FOOD SERVICE FUND	(5) FUND	
1	SUPPORT SERVICES - 72000						1
2	GENERAL ADMINISTRATION (72300)						2
3	BOARD OF EDUCATION (72310)						3
4	72310 118 Secretary to Board	0	0	0	0	0	4
5	72310 189 Other Salaries & Wages	0	0	0	0	0	5
6	72310 191 Board and Committee Member Fees	37,200	37,200	0	0	0	6
7	72310 196 In-Service Training	0	0	0	0	0	7
8	72310 201 Social Security	2,307	2,307	0	0	0	8
9	72310 204 State Retirement	964	964	0	0	0	9
10	72310 206 Life Insurance	286	286	0	0	0	10
11	72310 207 Medical Insurance	0	0	0	0	0	11
12	72310 208 Dental Insurance	0	0	0	0	0	12
13	72310 210 Unemployment Compensation	0	0	0	0	0	13
14	72310 212 Employer Medicare	540	540	0	0	0	14
15	72310 299 Other Fringe Benefits	0	0	0	5,500	0	15
16	72310 305 Audit Services	14,000	8,500	0	0	0	16
17	72310 320 Dues & Memberships	14,384	14,384	0	0	0	17
18	72310 331 Legal Services	27,230	27,230	0	0	0	18
19	72310 355 Travel	13,024	13,024	0	0	0	19
20	72310 399 Other Contracted Services	0	0	0	0	0	20
21	72310 457 In-Service/Staff Development	0	0	0	0	0	21
22	72310 499 Other Supplies and Materials	0	0	0	0	0	22
23	72310 505 Judgements	0	0	0	0	0	23
24	72310 506 Liability Insurance	23,531	23,531	0	0	0	24
25	72310 508 Premium on Corporate Surety Bonds	73,022	73,022	0	0	0	25
26	72310 510 Trustee Commissions	361,600	361,600	0	0	0	26
27	72310 513 Workmen's Compensation Insurance	154,567	107,836	8,731	38,000	0	27
28	72310 599 Other Charges	0	0	0	0	0	28
29							29
30	72310 TOTAL EXPEND. FOR BOARD OF EDUCATION	722,655	670,424	8,731	43,500	0	30
31							31
32							32
33							33
34							34
35							35
36							36
37							37
38							38
39							39
40							40

ACCOUNT NO.	EXPENDITURES	(1)	(2)	(3)	(4)	(5)	
		TOTAL ALL FUNDS	GENERAL PURPOSE FUND 141	FEDERAL PROJECTS FUND 142	FOOD SERVICE FUND	FUND	
1	SUPPORT SERVICES - 72000						1
2	GENERAL ADMINISTRATION (72300)						2
3	OFFICE OF THE SUPERINTENDENT (72320)						3
4							4
5	72320 101 County Official/Administrative Officer.	78,000	78,000	0	0	0	5
6	72320 103 Assistant(s).	65,823	65,823	0	0	0	6
7	72320 117 Career Ladder Program.	4,600	4,600	0	0	0	7
8	72320 161 Secretary(s).	48,691	48,691	0	0	0	8
9	72320 162 Clerical Personnel.	0	0	0	0	0	9
10	72320 189 Other Salaries & Wages.	0	0	0	0	0	10
11	72320 196 In-Service Training.	0	0	0	0	0	11
12	72320 201 Social Security.	12,223	12,223	0	0	0	12
13	72320 204 State Retirement.	11,878	11,878	0	0	0	13
14	72320 206 Life Insurance.	919	919	0	0	0	14
15	72320 207 Medical Insurance.	14,528	14,528	0	0	0	15
16	72320 208 Dental Insurance.	0	0	0	0	0	16
17	72320 210 Unemployment Compensation.	48	48	0	0	0	17
18	72320 212 Employer Medicare.	2,860	2,860	0	0	0	18
19	72320 299 Other Fringe Benefits.	0	0	0	0	0	19
20	72320 307 Communication.	18,950	18,000	950	0	0	20
21	72320 320 Dues & Memberships.	0	0	0	0	0	21
22	72320 336 Maintenance & Repair Services - Equipment.	0	0	0	0	0	22
23	72320 348 Postal Charges.	5,500	5,500	0	0	0	23
24	72320 355 Travel.	5,771	5,771	0	0	0	24
25	72320 399 Other Contracted Services.	26,803	26,803	0	0	0	25
26	72320 435 Office Supplies.	11,000	11,000	0	0	0	26
27	72320 599 Other Charges.	15,325	15,325	0	0	0	27
28	72320 701 Administration Equipment.	16,000	16,000	0	0	0	28
29							29
30	72320 TOTAL EXP. FOR OFFICE OF THE SUPERINTENDENT	338,919	337,969	950	0	0	30
31							31
32							32
33							33
34							34
35							35
36							36
37							37
38							38
39							39
40							40

ACCOUNT NO.	EXPENDITURES	(1)	(2)	(3)	(4)	(5)
		TOTAL ALL FUNDS	GENERAL PURPOSE FUND 141	FEDERAL PROJECTS FUND 142	FOOD SERVICE FUND	FUND
1	SUPPORT SERVICES - 72000					1
2	SCHOOL ADMINISTRATION (72400)					2
3	OFFICE OF THE PRINCIPAL (72410)					3
4						4
5	72410 104 Principal(s)	990,508	990,508	0	0	0 5
6	72410 117 Career Ladder Program	38,000	38,000	0	0	0 6
7	72410 119 Accountants/Bookkeepers	2,192	0	2,192	0	0 7
8	72410 127 Career Ladder Extended Contracts	0	0	0	0	0 8
9	72410 139 Assistant Principal(s)	389,178	383,461	5,717	0	0 9
10	72410 161 Secretary(s)	552,005	552,005	0	0	0 10
11	72410 162 Clerical Personnel	90,429	90,429	0	0	0 11
12	72410 189 Other Salaries & Wages	0	0	0	0	0 12
13	72410 196 In-Service Training	0	0	0	0	0 13
14	72410 201 Social Security	127,865	127,375	490	0	0 14
15	72410 204 State Retirement	96,843	96,479	369	0	0 15
16	72410 208 Life Insurance	2,500	2,500	0	0	0 16
17	72410 211 Medical Insurance	10,000	10,000	0	0	0 17
18	72410 212 Dental Insurance	0	0	0	0	0 18
19	72410 210 Unemployment Compensation	740	740	0	0	0 19
20	72410 212 Employer Medicare	29,907	29,792	115	0	0 20
21	72410 299 Other Fringe Benefits	0	0	0	0	0 21
22	72410 307 Communication	112,263	112,263	0	0	0 22
23	72410 320 Dues & Memberships	0	0	0	0	0 23
24	72410 336 Maintenance & Repair Services - Equipment	0	0	0	0	0 24
25	72410 348 Postal Charges	0	0	0	0	0 25
26	72410 355 Travel	0	0	0	0	0 26
27	72410 399 Other Contracted Services	0	0	0	0	0 27
28	72410 435 Office Supplies	0	0	0	0	0 28
29	72410 457 In-Service/Staff Development	0	0	0	0	0 29
30	72410 499 Other Supplies & Materials	0	0	0	0	0 30
31	72410 599 Other Charges	0	0	0	0	0 31
32	72410 701 Administration Equipment	0	0	0	0	0 32
33						33
34	72410 TOTAL EXPENDITURES FOR OFFICE OF PRINCIPAL	2,583,378	2,574,495	8,883	0	0 34
35						35
36						36
37						37
38						38
39						39
40						40

ACCOUNT NO.	EXPENDITURES	(1) TOTAL ALL FUNDS	(2) GENERAL PURPOSE FUND 141	(3) FEDERAL PROJECTS FUND 142	(4) FOOD SERVICE FUND	(5) FUND
1	SUPPORT SERVICES - 72000					1
2	BUSINESS ADMINISTRATION (72500)					2
3	FISCAL SERVICES (72510)					3
4						4
5	72510 105 Supervisor/Director	52,291	52,291	0	0	0 5
6	72510 113 Internal Audit Personnel	0	0	0	0	0 6
7	72510 119 Accountants/Bookkeepers	58,914	58,914	0	0	0 7
8	72510 122 Purchasing Personnel	0	0	0	0	0 8
9	72510 161 Secretary(s)	0	0	0	0	0 9
10	72510 162 Clerical Personnel	0	0	0	0	0 10
11	72510 189 Other Salaries & Wages	0	0	0	0	0 11
12	72510 196 In-Service Training	0	0	0	0	0 12
13	72510 201 Social Security	6,896	6,896	0	0	0 13
14	72510 204 State Retirement	5,341	5,341	0	0	0 14
15	72510 209 Life Insurance	0	0	0	0	0 15
16	72510 201 Medicare	0	0	0	0	0 16
17	72510 209 Disability	0	0	0	0	0 17
18	72510 210 Unemployment Compensation	0	0	0	0	0 18
19	72510 212 Employer Medicare	1,614	1,614	0	0	0 19
20	72510 299 Other Fringe Benefits	0	0	0	0	0 20
21	72510 317 Data Processing Services	0	0	0	0	0 21
22	72510 320 Dues & Memberships	0	0	0	0	0 22
23	72510 336 Maintenance & Repair Services - Equipment	0	0	0	0	0 23
24	72510 355 Travel	4,265	4,265	0	0	0 24
25	72510 399 Other Contracted Services	0	0	0	0	0 25
26	72510 411 Data Processing Supplies	5,000	5,000	0	0	0 26
27	72510 435 Office Supplies	2,000	2,000	0	0	0 27
28	72510 499 Other Supplies & Materials	0	0	0	0	0 28
29	72510 599 Other Charges	0	0	0	0	0 29
30	72510 701 Administration Equipment	3,735	3,735	0	0	0 30
31						31
32	72510 TOTAL EXPENDITURES FOR FISCAL SERVICES	149,244	149,244	0	0	0 32
33						33
34						34
35						35
36						36
37						37
38						38
39						39
40						40

ACCOUNT NO.	EXPENDITURES	(1)	(2)	(3)	(4)	(5)
		TOTAL ALL FUNDS	GENERAL PURPOSE FUND 141	FEDERAL PROJECTS FUND 142	FOOD SERVICE FUND	FUND
1	SUPPORT SERVICES - 72000					1
2	OPERATION & MAINTENANCE OF PLANT (72600)					2
3	OPERATION OF PLANT (72610)					3
4						4
5	72610 105 Supervisor/Director	0	0	0	0	0 5
6	72610 160 Guards	0	0	0	0	0 6
7	72610 161 Secretary(s)	0	0	0	0	0 7
8	72610 166 Custodial Personnel	1,045,241	1,045,241	0	0	0 8
9	72610 189 Other Salaries & Wages	19,600	19,600	0	0	0 9
10	72610 201 Social Security	64,533	64,533	0	0	0 10
11	72610 204 State Retirement	28,014	28,014	0	0	0 11
12	72610 206 Life Insurance	1,959	1,959	0	0	0 12
13	72610 207 Medical Insurance	114,157	114,157	0	0	0 13
14	72610 208 Dental Insurance	0	0	0	0	0 14
15	72610 210 Unemployment Compensation	752	752	0	0	0 15
16	72610 211 Plant Operation Equipment	0	0	0	0	0 16
17	72610 212 Janitorial	0	0	0	0	0 17
18	72610 220 Laundry Service	0	0	0	0	0 18
19	72610 329 Maintenance & Repair Services - Equipment	0	0	0	0	0 19
20	72610 336 Rentals	0	0	0	0	0 20
21	72610 351 Travel	0	0	0	0	0 21
22	72610 355 Disposal Fees	0	0	0	0	0 22
23	72610 359 Other Contracted Services	77,422	77,422	0	0	0 23
24	72610 399 Coal	0	0	0	0	0 24
25	72610 407 Custodial Supplies	90,000	90,000	0	0	0 25
26	72610 410 Electricity	966,392	966,392	0	0	0 26
27	72610 415 Fuel Oil	0	0	0	0	0 27
28	72610 423 Natural Gas	185,132	185,132	0	0	0 28
29	72610 434 Water & Sewer	85,100	85,100	0	0	0 29
30	72610 454 Other Supplies & Materials	2,386	2,386	0	0	0 30
31	72610 499 Boiler Insurance	0	0	0	0	0 31
32	72610 501 Building & Content Insurance	0	0	0	0	0 32
33	72610 502 Other Charges	8,300	8,300	0	0	0 33
34	72610 599 Plant Operation Equipment	0	0	0	0	0 34
35	72610 720 TOTAL EXPENDITURES FOR OPERATION OF PLANT	2,704,081	2,704,081	0	0	0 35
36						36
37	72610					37
38						38
39						39
40						40

ACCOUNT NO.	EXPENDITURES	(1)	(2)	(3)	(4)	(5)
		TOTAL ALL FUNDS	GENERAL PURPOSE FUND 141	FEDERAL PROJECTS FUND 142	FOOD SERVICE FUND	FUND
1	SUPPORT SERVICES - 72000					1
2	OPERATION & MAINTENANCE OF PLANT (72600)					2
3	MAINTENANCE OF PLANT (72620)					3
4						4
5	72620 105 Supervisor/Director	37,064	37,064	0	0	0 5
6	72620 161 Secretary(s)	0	0	0	0	0 6
7	72620 167 Maintenance Personnel	0	0	0	0	0 7
8	72620 189 Other Salaries & Wages	409,317	409,317	0	0	0 8
9	72620 201 Social Security	27,676	27,676	0	0	0 9
10	72620 204 State Retirement	12,630	12,630	0	0	0 10
11	72620 206 Life Insurance	694	694	0	0	0 11
12	72620 207 Medical Insurance	42,903	42,903	0	0	0 12
13	72620 208 Dental Insurance	0	0	0	0	0 13
14	72620 210 Unemployment Compensation	203	203	0	0	0 14
15	72620 212 Employer Medicare	6,474	6,474	0	0	0 15
16	72620 299 Other Fringe Benefits	0	0	0	0	0 16
17	72620 307 Communication	0	0	0	0	0 17
18	72620 329 Laundry Service	8,000	8,000	0	0	0 18
19	72620 335 Maintenance & Repair Services - Building	240,106	240,106	0	0	0 19
20	72620 336 Maintenance & Repair Services - Equipment	49,000	49,000	0	0	0 20
21	72620 338 Maintenance & Repair Services - Vehicles	0	0	0	0	0 21
22	72620 355 Travel	0	0	0	0	0 22
23	72620 399 Other Contracted Services	89,242	89,242	0	0	0 23
24	72620 418 Equipment & Machinery Parts	62,000	62,000	0	0	0 24
25	72620 426 General Construction Materials	0	0	0	0	0 25
26	72620 499 Other Supplies & Materials	0	0	0	0	0 26
27	72620 599 Other Charges	2,000	2,000	0	0	0 27
28	72620 717 Maintenance Equipment	35,000	35,000	0	0	0 28
29						29
30	72620 TOTAL EXPEND. FOR MAINTENANCE OF PLANT	1,020,309	1,020,309	0	0	0 30
31						31
32						32
33						33
34						34
35						35
36						36
37						37
38						38
39						39
40						40

ACCOUNT NO.	EXPENDITURES	(1)	(2)	(3)	(4)	(5)
		TOTAL ALL FUNDS	GENERAL PURPOSE FUND 141	FEDERAL PROJECTS FUND 142	FOOD SERVICE FUND	FUND
1	SUPPORT SERVICES - 72000					1
2	STUDENT TRANSPORTATION (72700)					2
3	TRANSPORTATION (72710)					3
4						4
5	72710 105 Supervisor/Director	51,110	51,110	0	0	0 5
6	72710 142 Mechanic(s)	135,547	135,547	0	0	0 6
7	72710 146 Bus Drivers	551,593	551,593	0	0	0 7
8	72710 162 Clerical Personnel	23,063	23,063	0	0	0 8
9	72710 189 Other Salaries & Wages	0	0	0	0	0 9
10	72710 196 In-Service Training	0	0	0	0	0 10
11	72710 201 Social Security	47,203	47,203	0	0	0 11
12	72710 204 State Retirement	21,156	21,156	0	0	0 12
13	72710 206 Life Insurance	2,286	2,286	0	0	0 13
14	72710 207 Medical Insurance	142,237	142,237	0	0	0 14
15	72710 208 Dental Insurance	0	0	0	0	0 15
16	72710 210 Unemployment Compensation	813	813	0	0	0 16
17	72710 212 Employer Medicare	11,041	11,041	0	0	0 17
18	72710 269 Other fringe benefits	0	0	0	0	0 18
19	72710 307 Communication	0	0	0	0	0 19
20	72710 311 Contracts with Other School Systems	0	0	0	0	0 20
21	72710 312 Contracts with Private Agencies	0	0	0	0	0 21
22	72710 313 Contracts with Parents	9,020	9,020	0	0	0 22
23	72710 314 Contracts with Public Carriers	0	0	0	0	0 23
24	72710 315 Contracts with Vehicle Owners	0	0	0	0	0 24
25	72710 329 Laundry Service	0	0	0	0	0 25
26	72710 338 Maintenance & Repair Service-Vehicles	17,000	17,000	0	0	0 26
27	72710 340 Medical and Dental Services	10,855	10,855	0	0	0 27
28	72710 351 Rentals	2,250	2,250	0	0	0 28
29	72710 355 Travel	500	500	0	0	0 29
30	72710 399 Other Contracted Services	0	0	0	0	0 30
31	72710 412 Diesel Fuel	66,000	66,000	0	0	0 31
32	72710 418 Equipment & Machinery Parts	0	0	0	0	0 32
33	72710 424 Garage Supplies	2,000	2,000	0	0	0 33
34	72710 425 Gasoline	30,000	30,000	0	0	0 34
35	72710 433 Lubricants	7,500	7,500	0	0	0 35
36	72710 450 Tires & Tubes	30,000	30,000	0	0	0 36
37	72710 453 Vehicle Parts	80,000	80,000	0	0	0 37
38	72710 499 Other Supplies & Materials	4,000	4,000	0	0	0 38
39	72710 511 Vehicle & Equipment Insurance	33,265	33,265	0	0	0 39
40	72710 599 Other Charges	21,000	21,000	0	0	0 40
41	72710 729 Transportation Equipment	150,000	150,000	0	0	0 41
42						42
43	72710 TOTAL EXPENDITURES FOR TRANSPORTATION	1,449,439	1,449,439	0	0	0 43

ACCOUNT NO.	EXPENDITURES	(1)	(2)	(3)	(4)	(5)	
		TOTAL ALL FUNDS	GENERAL PURPOSE FUND 141	FEDERAL PROJECTS FUND 142	FOOD SERVICE FUND	FUND	
1	SUPPORT SERVICES - 72000						1
2	OTHER SUPPORT SERVICES (72800)						2
3	CENTRAL AND OTHER (72810)						3
4							4
5	72810 105 Supervisor/Director	51,297	51,297	0	0	0	5
6	72810 120 Computer Programmer	37,767	37,767	0	0	0	6
7	72810 121 Data Processing Personnel	0	0	0	0	0	7
8	72810 162 Clerical Personnel	0	0	0	0	0	8
9	72810 189 Other Salaries & Wages	350,230	350,230	0	0	0	9
10	72810 201 Social Security	27,585	27,585	0	0	0	10
11	72810 204 State Retirement	12,622	12,622	0	0	0	11
12	72810 206 Life Insurance	612	612	0	0	0	12
13	72810 207 Medical Insurance	46,519	46,519	0	0	0	13
14	72810 208 Dental Insurance	0	0	0	0	0	14
15	72810 210 Unemployment Compensation	247	247	0	0	0	15
16	72810 212 Employer Medicare	6,452	6,452	0	0	0	16
17	72810 299 Other Fringe Benefits	520,032	520,032	0	0	0	17
18	72810 303 Consultants	5,000	5,000	0	0	0	18
19	72810 317 Data Processing Services	0	0	0	0	0	19
20	72810 330 Operating Lease Payments	0	0	0	0	0	20
21	72810 336 Maintenance & Repair Service Equipment	10,560	10,560	0	0	0	21
22	72810 355 Travel	7,500	7,500	0	0	0	22
23	72810 399 Other Contracted Services	8,200	8,200	0	0	0	23
24	72810 411 Data Processing Supplies	0	0	0	0	0	24
25	72810 435 Office Supplies	1,000	1,000	0	0	0	25
26	72810 457 In Service/Staff Development	0	0	0	0	0	26
27	72810 499 Other Supplies & Materials	0	0	0	0	0	27
28	72810 599 Other Charges	0	0	0	0	0	28
29	72810 709 Data Processing Equipment	5,000	5,000	0	0	0	29
30							30
31	72810 TOT EXP OTHER SUPPORT SERV CENTRAL-OTHER	1,100,683	1,100,683	0	0	0	31
32							32
33	72000 TOTAL EXPENDITURES FOR SUPPORT SERVICES	11,901,538	11,606,847	251,191	43,500	0	33
34							34
35							35
36							36
37							37
38							38
39							39
40							40

ACCOUNT NO.	EXPENDITURES	(1)	(2)	(3)	(4)	(5)
		TOTAL ALL FUNDS	GENERAL PURPOSE FUND 141	FEDERAL PROJECTS FUND 142	FOOD SERVICE FUND	FUND
1	OPERATION OF NON-INSTRUCTIONAL SERV. (73000)					1
2	FOOD SERVICE (73100)					2
3						3
4	73100 105 Supervisor/Director	48,620	0	0	48,620	0 4
5	73100 117 Career Ladder Program	0	0	0	0	0 5
6	73100 119 Accountants/Bookkeepers	25,808	0	0	25,808	0 6
7	73100 162 Clerical Personnel	23,600	0	0	23,600	0 7
8	73100 165 Cafeteria Personnel	1,135,495	0	0	1,135,495	0 8
9	73100 189 Other Salaries & Wages	78,000	0	0	78,000	0 9
10	73100 196 In-Service Training	5,000	0	0	5,000	0 10
11	73100 201 Social Security	85,326	0	0	85,326	0 11
12	73100 204 State Retirement	20,207	0	0	20,207	0 12
13	73100 206 Life Insurance	2,878	0	0	2,878	0 13
14	73100 207 Medical Insurance	190,079	0	0	190,079	0 14
15	73100 208 Dental Insurance	0	0	0	0	0 15
16	73100 210 Unemployment Compensation	3,310	0	0	3,310	0 16
17	73100 212 Employer Medicare	19,192	0	0	19,192	0 17
18	73100 299 Other Fringe Benefits	0	0	0	0	0 18
19	73100 307 Communication	0	0	0	0	0 19
20	73100 336 Maintenance & Repair Service Equipment	30,000	0	0	30,000	0 20
21	73100 342 Payments to Schools-Breakfast	347,286	347,286	0	0	0 21
22	73100 343 Payments to Schools-Lunch	1,100,959	1,100,959	0	0	0 22
23	73100 344 Payments to Schools-Other	62,698	62,698	0	0	0 23
24	73100 345 Payments to Schools-Other USDA	0	0	0	0	0 24
25	73100 354 Transportation - Other Than Students	0	0	0	0	0 25
26	73100 355 Travel	5,500	0	0	5,500	0 26
27	73100 399 Other Contracted Services	150,000	0	0	150,000	0 27
28	73100 421 Food Preparation Supplies	0	0	0	0	0 28
29	73100 422 Food Supplies	1,235,000	0	0	1,235,000	0 29
30	73100 435 Office Supplies	5,000	0	0	5,000	0 30
31	73100 451 Uniforms	0	0	0	0	0 31
32	73100 452 Utilities	0	0	0	0	0 32
33	73100 457 In-Service/Staff Development	35,000	0	0	35,000	0 33
34	73100 499 Other Supplies & Materials	115,500	0	0	115,500	0 34
35	73100 599 Other Charges	25,000	0	0	25,000	0 35
36	73100 710 Food Service Equipment	143,750	0	0	143,750	0 36
37						37
38	73100 TOTAL EXPENDITURES FOR FOOD SERVICE	4,893,208	1,510,943	0	3,382,265	0 38
39						39
40	70000 TOTAL OPERATING EXPENDITURES	49,305,121	43,279,276	2,600,080	3,425,765	0 40

ACCOUNT NO.	EXPENDITURES	(1)	(2)	(3)	(4)	(5)
		TOTAL ALL FUNDS	GENERAL PURPOSE FUND 141	FEDERAL PROJECTS FUND 142	FOOD SERVICE FUND	FUND
1	OPERATION OF NON-INSTRUCTIONAL SERV (73000)					1
2	COMMUNITY SERVICES (73300)					2
3						3
4	73300 105 Supervisor/Director	116,455	116,455	0	0	0 4
5	73300 162 Clerical Personnel	7,680	7,680	0	0	0 5
6	73300 188 Temporary/Part-time Personnel	0	0	0	0	0 6
7	73300 189 Other Salaries & Wages	117,384	117,384	0	0	0 7
8	73300 201 Social Security	14,975	14,975	0	0	0 8
9	73300 204 State Retirement	6,370	6,370	0	0	0 9
10	73300 206 Life Insurance	124	124	0	0	0 10
11	73300 207 Medical Insurance	11,486	11,486	0	0	0 11
12	73300 208 Dental Insurance	0	0	0	0	0 12
13	73300 210 Unemployment Compensation	247	247	0	0	0 13
14	73300 212 Employer Medicare	3,502	3,502	0	0	0 14
15	73300 299 Other Fringe Benefits	0	0	0	0	0 15
16	73300 336 Maintenance & Repair Services - Equipment	0	0	0	0	0 16
17	73300 355 Travel	4,000	4,000	0	0	0 17
18	73300 399 Other Contracted Services	2,600	2,600	0	0	0 18
19	73300 422 Food Supplies	0	0	0	0	0 19
20	73300 499 Other Supplies & Materials	7,500	7,500	0	0	0 20
21	73300 509 Refunds	0	0	0	0	0 21
22	73300 599 Other Charges	39,494	39,494	0	0	0 22
23	73300 790 Other Equipment	1,500	1,500	0	0	0 23
24						24
25	73300 TOTAL EXPENDITURES FOR COMMUNITY SERVICES	333,317	333,317	0	0	0 25
26						26
27						27
28						28
29						29
30						30
31						31
32						32
33						33
34						34
35						35
36						36
37						37
38						38
39						39
40						40

ACCOUNT NO.	EXPENDITURES	(1)	(2)	(3)	(4)	(5)
		TOTAL ALL FUNDS	GENERAL PURPOSE FUND 141	FEDERAL PROJECTS FUND 142	FOOD SERVICE FUND	FUND
1	CAPITAL OUTLAY (76000)					1
2	REGULAR CAPITAL OUTLAY (76100)					2
3						3
4	76100 189 Other Salaries and Wages	0	0	0	0	0 4
5	76100 201 Social Security	0	0	0	0	0 5
6	76100 204 State Retirement	0	0	0	0	0 6
7	76100 206 Life Insurance	0	0	0	0	0 7
8	76100 207 Medical Insurance	0	0	0	0	0 8
9	76100 208 Dental insurance	0	0	0	0	0 9
10	76100 210 Unemployment Compensation	0	0	0	0	0 10
11	76100 212 Employer Medicare	0	0	0	0	0 11
12	76100 299 Other Fringe Benefits	0	0	0	0	0 12
13	76100 304 Architects	0	0	0	0	0 13
14	76100 308 Consultants	0	0	0	0	0 14
15	76100 321 Engineering Services	0	0	0	0	0 15
16	76100 331 Legal Services	0	0	0	0	0 16
17	76100 399 Other Contracted Services	0	0	0	0	0 17
18	76100 705 Building Construction	0	0	0	0	0 18
19	76100 707 Building Improvements	249,320	249,320	0	0	0 19
20	76100 715 Land	0	0	0	0	0 20
21	76100 724 Site Development	0	0	0	0	0 21
22	76100 799 Other Capital Outlay	0	0	0	0	0 22
23						23
24	76100 TOTAL EXPEND. FOR REGULAR CAPITAL OUTLAY	249,320	249,320	0	0	0 24
25						25
26						26
27	DEBT SERVICE (80000)					27
28	EDUCATION DEBT SERVICE (81300)					28
29						29
30	81300 601 Principal on Bonds	500,000	500,000	0	0	0 30
31	81300 602 Principal on Notes	0	0	0	0	0 31
32	81300 603 Interest on Bonds	0	0	0	0	0 32
33	81300 604 Interest on Notes	0	0	0	0	0 33
34	81300 610 Principal on Capitalized Leases	0	0	0	0	0 34
35	81300 611 Interest on Capitalized Leases	0	0	0	0	0 35
36	81300 699 Other Debt Service	513,972	513,972	0	0	0 36
37						37
38	81300 TOTAL EXPENDITURES FOR EDUC. DEBT SERVICE	1,013,972	1,013,972	0	0	0 38
39						39
40						40

ACCOUNT NO.	EXPENDITURES	(1)	(2)	(3)	(4)	(5)
		TOTAL ALL FUNDS	GENERAL PURPOSE FUND 141	FEDERAL PROJECTS FUND 142	FOOD SERVICE FUND	FUND
1	CAPITAL PROJECTS (90000)					1
2	EDUCATION CAPITAL PROJECTS (91300)					2
3						3
4	91300 189 Other Salaries & Wages	0	XX		0	0 4
5	91300 201 Social Security	0	XX		0	0 5
6	91300 204 State Retirement	0	XX		0	0 6
7	91300 206 Life Insurance	0	XX		0	0 7
8	91300 207 Medical Insurance	0	XX		0	0 8
9	91300 208 Dental Insurance	0	XX		0	0 9
10	91300 210 Unemployment Compensation	0	XX		0	0 10
11	91300 212 Employer Medicare	0	XX		0	0 11
12	91300 304 Architects	0	XX		0	0 12
13	91300 308 Consultants	0	XX		0	0 13
14	91300 321 Engineering Services	0	XX		0	0 14
15	91300 325 Fiscal Agent Charges	0	XX		0	0 15
16	91300 331 Legal Services	0	XX		0	0 16
17	91300 399 Other Contracted Services	0	XX		0	0 17
18	91300 701 Administration Equipment	0	XX		0	0 18
19	91300 704 Attendance and Health Equipment	0	XX		0	0 19
20	91300 706 Building Construction	0	XX		0	0 20
21	91300 707 Building Improvements	0	XX		0	0 21
22	91300 709 Data Processing Equipment	0	XX		0	0 22
23	91300 710 Food Service Equipment	0	XX		0	0 23
24	91300 711 Furniture & Fixtures	0	XX		0	0 24
25	91300 715 Land	0	XX		0	0 25
26	91300 717 Maintenance Equipment	0	XX		0	0 26
27	91300 720 Plant Operation Equipment	0	XX		0	0 27
28	91300 722 Regular Instruction Equipment	0	XX		0	0 28
29	91300 724 Site Development	0	XX		0	0 29
30	91300 725 Special Education Equipment	0	XX		0	0 30
31	91300 729 Transportation Equipment	0	XX		0	0 31
32	91300 730 Vocational Instr Equipment	0	XX		0	0 32
33	91300 790 Other Equipment	0	XX		0	0 33
34	91300 799 Other Capital Outlay	0	XX		0	0 34
35						35
36	91300 TOTAL EXPEND. FOR EDUC. CAPITAL PROJECTS	0			0	0 36
37						37
38						38
39						39
40						40

ACCOUNT NO.	EXPENDITURES	(1) TOTAL ALL FUNDS	(2) GENERAL PURPOSE FUND 141	(3) FEDERAL PROJECTS FUND 142	(4) FOOD SERVICE FUND	(5) FUND
1	OTHER USES (99000)					1
2	OPERATING TRANSFERS (99100)					2
3						3
4	99100 590 Transfers to Other Funds (complete schedule below) . . .	28,672	0	28,672	0	4
5						5
6						6
7	RESIDUAL EQUITY TRANSFERS (99200)					7
8						8
9	99200 590 Transfers to Other Funds (complete schedule below) . . .	0	0	0	0	9
10						10
11						11
12	99000 TOTAL OTHER USES	28,672	0	28,672	0	12
13						13
14						14
15						15
16	750000 GRAND TOTAL EXPENDITURES	50,930,402	44,875,885	2,628,752	3,425,765	16
17						17
18						18
19	Classroom	30,756,185	34,165,786	2,590,399	0	18
20	Non-Classroom	14,174,217	10,710,099	38,353	3,425,765	19

SCHEDULE OF TRANSFERS

FUND #	PURPOSE	FROM FUND	TO FUND	AMOUNT
22				
23				
24				
25				\$
26				\$
27				\$
28				\$
29				\$
30				\$
31				\$
32				\$
33				\$
34				\$
35				\$
36				\$
37				\$
38				\$
39				\$
40				\$

**CERTIFICATION OF APPROPRIATE LEGISLATIVE BODY
 SCHOOL FUNDS APPROPRIATION RESOLUTION FOR FISCAL YEAR 1998-99**

BE IT RESOLVED BY THE _____ OF _____,
 (Co. Commissioner, City Council/Alderman, or SSD Board)
 Tennessee assembled in _____ session on the ____ day of _____, 1999,
 (Regular, Special or Other)

that the amounts hereinafter set out are hereby appropriated for the purpose of
 meeting the expenses of the various school funds of _____, Tennessee during
 (School System)

the fiscal year beginning July 1, 1999 and ending June 30, 2000, according to the following schedule:

	General Purpose	Federal Projects	Fund	Fund
Regular Instruction Program	\$ _____	_____	_____	_____
Special Education Program	_____	_____	_____	_____
Vocational Education Program	_____	_____	_____	_____
Student Body Education Prog.	_____	_____	_____	_____
Adult Education Program	_____	_____	_____	_____
Attendance	_____	_____	_____	_____
Health Services	_____	_____	_____	_____
Other Student Support	_____	_____	_____	_____
Regular Instruction Program	_____	_____	_____	_____
Special Education Program	_____	_____	_____	_____
Vocational Education Program	_____	_____	_____	_____
Adult Education Program	_____	_____	_____	_____
Other Programs	_____	_____	_____	_____
Board of Education	_____	_____	_____	_____
Office of the Superintendent	_____	_____	_____	_____
Office of the Principal	_____	_____	_____	_____
Fiscal Services	_____	_____	_____	_____
Operation of Plant	_____	_____	_____	_____
Maintenance of Plant	_____	_____	_____	_____
Transportation	_____	_____	_____	_____
Central and Other	_____	_____	_____	_____
Food Service	_____	_____	_____	_____
Community Services	_____	_____	_____	_____
Regular Capital Outlay	_____	_____	_____	_____
Education Debt Service	_____	_____	_____	_____
Education Capital Projects	_____	_____	_____	_____
Other Uses (Transfers)	_____	_____	_____	_____
TOTALS BY FUNDS	\$ _____	_____	_____	_____

ESTIMATED REVENUE FROM CURRENT SCHOOL TAXES FOR THE FISCAL YEAR BEGINNING JULY 1, 1999

ASSESSED VALUE OF PROPERTY FOR FY 1999-2000:

Real Estate \$ _____
 Personalty \$ _____
 Public Utilities \$ _____
 Total Assessment \$ _____

ESTIMATED REVENUE BASED ON PROPERTY ASSESSMENT ABOVE:

NAME OF FUND	AMOUNT	AMOUNT OF	ESTIMATED	ESTIMATED	ESTIMATED
	(1)	TOTAL	DELINQUENT TAX	RESERVE FOR	NET YIELD
	(1)	(2)	(3)	(4)	(5)
General Purpose School Fund	\$ _____	\$ _____	\$ _____	\$ _____	\$ _____
_____ Fund	\$ _____	\$ _____	\$ _____	\$ _____	\$ _____
_____ Fund	\$ _____	\$ _____	\$ _____	\$ _____	\$ _____
TOTAL ALL SCHOOL FUNDS	\$ _____	\$ _____	\$ _____	\$ _____	\$ _____

ALLOCATION OF ESTIMATED REVENUE AMONG LOCAL EDUCATION AGENCIES WITHIN THE COUNTY
 (GENERAL PURPOSE SCHOOL FUND)

Weighted Full Time Equivalent Average Daily Attendance	(1)	(2)
Cities and/or Special School Districts Within The County:	WFTEADA	PERCENT OF TOTAL WFTEADA
_____	_____	_____
_____	_____	_____
_____	_____	_____
_____	_____	_____
County of _____	_____	_____
TOTAL	_____	_____

**RESOLUTION FOR SETTING 1999 TAX RATE
FOR GENERAL FUND**

BE IT RESOLVED by the Legislative Body of Hamblen County, Tennessee, in regular session on the 22nd day of July, 1999, that a tax for General Fund purposes for the year 1999, be and it hereby is levied on each \$100.00 of property, real, personal, and mixed, legally subject to taxation at the rates and for the purpose as herein designated:

	County-Wide Tax Rate	Tax Rate Outside City Limits
For the County General Fund, a tax on each \$100.00 of taxable property in the entire county	\$.48	\$.48

It was moved by Larry Baker and seconded by Maudie Briggs that the foregoing resolution be adopted.

The following members voted aye: ALL

The following members voted nay: None

Absent:

There upon, the Chairman announced that the resolution had been adopted.

Herbert W. Hainke
Chairman

Linda Wilson
County Clerk

The foregoing resolution is approved this 22nd day of July, 1999.

Daniel W. Frazier
County Executive

**RESOLUTION FOR SETTING 1999 TAX RATE
FOR COUNTY- WIDE DEBT SERVICE**

BE IT RESOLVED by the Legislative Body of Hamblen County, Tennessee, in regular session on the 22nd day of July, 1999, that a tax for County-Wide Debt Service purposes for the year 1999, be and it hereby is levied on each \$100.00 of property, real, personal, and mixed, legally subject to taxation at the rates and for the purpose as herein designated:

	County-Wide Tax Rate	Tax Rate Outside City Limits
For the payment of interest and principal due on all outstanding bonds, heretofore authorized by the Legislative Body, which resolution levied a direct annual tax on all property in Hamblen County, subject to taxation for the purpose of providing funds to pay the interest and principal on said bonds as they mature.	\$.65	\$.65
Be it further resolved that \$.15 levied to retire bonds issued for expansion of Morristown-Hamblen Hospital and included in the County-Wide Debt Service rate be and the same hereby is abated, the Trustee having in his hands sufficient monies to pay the principal and interest due during the ensuing fiscal year by reason of payments made by Morristown-Hamblen Hospital pursuant to contract	\$ (.15)	\$ (.15)
	\$.50	\$.50

It was moved by Eldridge Bryant and seconded by Maudie Briggs that the foregoing resolution be adopted.

The following members voted aye: ALL

The following members voted nay: NONE

Absent:

There upon, the Chairman announced that the resolution had been adopted.

Robert H. Ansell
Chairman

Linda Wilder
County Clerk

The foregoing resolution is approved this 22nd day of July, 1999.

David W. Turley
County Executive

**RESOLUTION FOR SETTING 1999 TAX RATE
FOR GARBAGE COLLECTION**

BE IT RESOLVED by the Legislative Body of Hamblen County, Tennessee, in regular session on the 22nd day of July, 1999, that a tax for Garbage Collection purposes for the year 1999, be and it hereby is levied on each \$100.00 of property, real, personal, and mixed, legally subject to taxation at the rates and for the purpose as herein designated:

	County-Wide Tax Rate	Tax Rate Outside City Limits
Garbage Collection Fund, a tax on all property, subject to taxation in that area of the county outside the territorial limits of the City of Morristown	\$.00	\$.12

It was moved by Larry Baker and seconded by Maudie Briggs that the foregoing resolution be adopted.

The following members voted aye: NONE

The following members voted nay: ALL

Absent:

There upon, the Chairman announced that the resolution had been adopted.

Herbert H. Hinkle
Chairman

Linda Wilder
County Clerk

The foregoing resolution is approved this 22nd day of July, 1999.

David W. Frazier
County Executive

**RESOLUTION FOR SETTING 1999 TAX RATE
FOR SCHOOLS**

BE IT RESOLVED by the Legislative Body of Hamblen County, Tennessee, in regular session on the 22nd day of July, 1999, that a tax for Public School purposes for the year 1999, be and it hereby is levied on each \$100.00 of property, real, personal, and mixed, legally subject to taxation at the rates and for the purpose as herein designated:

	County-Wide Tax Rate	Tax Rate Outside City Limits
For the Public School Fund, a tax on each \$100.00 of taxable property in the entire county	\$ 1.44	\$ 1.44

It was moved by Maudie Briggs and seconded by Eldridge Bryant that the foregoing resolution be adopted.

The following members voted aye: ALL

The following members voted nay: NONE

Absent:

There upon, the Chairman announced that the resolution had been adopted.

Herbert W. Hamilton
Chairman

Linda Wilder
County Clerk

The foregoing resolution is approved this 22nd day of July, 1999.
David W. Furber
County Executive

Motion by Larry Baker, seconded by Willie Osborne to approve the following resolution.

RESOLUTION

BE IT RESOLVED by the Legislative Body of Hamblen County, Tennessee that appropriations hereinafter set out are hereby made for the purpose of defraying the expenses of County Government for the Fiscal Year July 1, 1999 through June 30, 2000, in accordance with the budget heretofore adopted, in the administration, operation, and maintenance of the various departments, offices, and agencies of the County; for services of the public debt, for certain county aid, all according to the following schedule:

Hamblen County School Board for Public Schools	50,830,066
General Fund:	
County Commission	99,600
Board of Equalization	4,325
County Executive	145,333
County Attorney	36,200
Election Commission	143,574
Register of Deeds	33,200
Planning Commission	145,030
County Buildings - Courthouse	104,380
County Buildings - Justice Center	138,456
Property Assessor	200,288
County Trustee	13,650
County Clerk	36,373
Mall	21,000
Reappraisal	151,091
Circuit Court	310,944
General Sessions	119,856
Chancery Court	15,675
Juvenile Court	114,568
Bailiffs	28,262
Law Enforcement	1,320,581
Jail	881,621
Workhouse Guards	41,357
Juvenile Services	150,904
Work Release	50,345
Domestic Violence	108,111
Fire Prevention	120,000
Emergency Management	12,050
E911 System	141,240
County Coroner/Medical Examiner	38,900
Local Health Department	75,000
Humane Society	56,793
Children's Special Services	6,242
State Health Department	110,500
Dependent Children (Child Welfare)	15,000
Other Local Welfare	272,155
Sanitation & Waste Removal	79,631
Adult Center	9,000
Library	191,777
Cherokee Park	150,297
Conservation Board	258,129
Rose Center	16,000
Agricultural Extension Service	104,379
Forestry Service	1,000
Soil Conservation	19,368
Industrial Development	35,000
Veterans Service	13,500

Other Charges	408,895
Employee Benefits	469,105
Operating Transfers	1,223,640
County-wide Debt Service	4,344,174
Rural Debt Service	25,500
Hospital Debt Service	754,360
Solid Waste Debt Service	185,935
Highway Department	2,230,126
Garbage Department	1,357,694

BE IT FURTHER RESOLVED, that the County Executive and County Clerk are hereby authorized to borrow money on revenue anticipation notes, provided such notes are first approved by the Director of Local Finance, to pay for the expenses herein authorized until the taxes and other revenue for the fiscal year 1999-00 have been collected, not exceeding 60% of the appropriations of each individual fund. The proceeds of loans for each individual fund shall be used only to pay the expenses and other requirements of the fund for which the loan is made and for which the money is borrowed. The notes evidencing the loans authorized under this section shall be issued under the authority of Title 9, Chapter 21, inclusive Tennessee Code Annotated. Said notes shall be signed by the County Executive and countersigned by the County Clerk and shall mature and be paid in full without renewal no later than June 30, 2000.

BE IT FURTHER RESOLVED, that actual expenditures for Officials salaries for fiscal year 1999-00 shall be no greater than the same as provided the Tennessee General

Assembly.


Voting for
 Larry Baker
 Maudie Briggs
 Eldridge Bryant
 Lyle Doty
 Donald Gray
 Herbert Harville
 Bud Jones
 ATTEST:

Willie Osborne
 Tony Sizemore
 Joe Spoons
 Frank Parker

Voting no
 Guy Collins
 Doyle Fullington
 Bobby Reinhardt

 County Clerk

 Chairman



 County Executive

APPROPRIATIONS RESOLUTION NON-PROFIT ORGANIZATIONS
CHARITABLE AND CIVIC

A RESOLUTION MAKING APPROPRIATIONS TO NON-PROFIT CHARITABLE AND CIVIC ORGANIZATIONS OF HAMBLLEN COUNTY, TENNESSEE FOR THE FISCAL YEAR BEGINNING JULY 1, 1999, AND ENDING JUNE 30, 2000.

WHEREAS, Section 5-9-109, Tennessee Code Annotated authorizes the County Legislative Body to make appropriations to non-profit organizations; and

WHEREAS, the Hamblen County Legislative Body recognized the various non-profit organizations located in Hamblen County have great need for funds to carry on their charitable and civic work.

NOW, THEREFORE, BE IT RESOLVED by the Legislative Body of Hamblen County, Tennessee, on this 22nd day of July, 1999:

- Section 1. That \$ 56,793 be appropriated to the Humane Society.
- Section 2. That \$ 6,242 be appropriated to the Children's Special Services.
- Section 3. That \$ 15,000 be appropriated to the Department of Human Services for Child Welfare.
- Section 4. That \$ 20,000 be appropriated to C.E.A.S.E.
- Section 5. That \$ 4,000 be appropriated to P.A.A.S.A.C.
- Section 6. That \$ 22,230 be appropriated to Youth Emergency Shelter.
- Section 7. That \$ 33,500 be appropriated to Morristown-Hamblen Day Care Center.
- Section 8. That \$ 17,000 be appropriated to M.A.T.S.
- Section 9. That \$ 7,000 be appropriated to Council of Retarded Citizens.
- Section 10. That \$ 10,000 be appropriated to Mitchell-Southerland Home.
- Section 11. That \$ 18,000 be appropriated to Lakeway Adult Achievement Center.
- Section 12. That \$ 6,500 be appropriated to Vital Visits Program.
- Section 13. That \$ 1,605 be appropriated to Speech & Hearing Program.
- Section 14. That \$ 15,000 be appropriated to Senior Citizens Asst. Program.
- Section 15. That \$ 40,000 be appropriated to A.L.P.S.
- Section 16. That \$ 4,000 be appropriated to Central Services.
- Section 17. That \$ 7,000 be appropriated to H.A.W.K.
- Section 18. That \$ 8,150 be appropriated to Sanitation with Government Agencies.
- Section 19. That \$ 25,000 be appropriated to Chamber - Tourism Program.
- Section 20. That \$ 16,500 be appropriated to Boys & Girls Club.

Section 21. That \$ 2,000 be appropriated to Habitat for Humanity.

Section 22. That \$ 9,670 be appropriated to Volunteer Blind Agency.

Section 23. That \$ 5,000 be appropriated to New Hope Recovery Center.

BE IT FURTHER RESOLVED, that all appropriations enumerated in Sections 1 through 23 are made subject to the following conditions:

1. That the non-profit organizations to which funds are appropriated shall file with the County Clerk and the disbursing official a copy of an annual report of its business affairs and transactions and the proposed use of the county's funds in accordance with the rules promulgated by the Comptroller of the Treasury, Chapter 0380-2-7. Such annual reports shall be prepared and certified by the chief financial officer of such non-profit organizations in accordance with Section 5-9-109, T.C.A.
2. That said funds must only be used by the named non-profit organization in furtherance of their non-profit chartered purposes benefiting the general welfare of the residents of the county.
3. That it is the expressed interest of the County Commission of Hamblen County in providing these funds in compliance with Chapter 0390-2-7 of Tennessee Code Annotated and any and all other laws which may apply to county appropriations to non-profit organizations and so these appropriations are made subject to compliance with any and all of these laws and regulations.

BE IT FURTHER RESOLVED, that this resolution shall take effect immediately upon passage.

It was moved by Larry Baker and seconded by Willie Osborne that the foregoing resolution be approved.

A vote was taken and the following member voted:

Larry Baker, Maudie Briggs, Eldridge Bryant, Lyle Doty, Donald Gray,
Aye: Herbert Harville, Bud Jones, Willie Osborne, Tony Sizemore, Joe Spoone,
Frank Parker

Nay: Guy Collins, Doyle Fullington, Bobby Reinhardt

Absent:

Thereupon, the Chairman declared the resolution adopted.

Chairman

ATTEST:

County Clerk

The foregoing resolution is approved this 22nd day of July, 1999.



County Executive

THEREUPON, MEETING ADJOURNED.